

## England - Tier 1 - All-Time Table

### All-Time Table

1888/89-2014/15

(based on two points per win)

	Club	S	Pd	W	D	L	GF	GA	GD	Pts
1	Manchester United	112	4442	2135	1057	1250	7709	5624	2085	5327
2	Liverpool	111	4410	2090	1072	1248	7531	5421	2110	5252
3	Arsenal	111	4410	2019	1100	1291	7401	5559	1842	5138
4	Wolverhampton Wanderers	116	4716	1907	1117	1692	7544	6918	626	4931
5	Preston North End	116	4776	1858	1215	1703	7115	6698	417	4931
6	Everton	116	4534	1858	1137	1539	7156	6309	847	4853
7	Sheffield United	112	4630	1849	1153	1628	7072	6634	438	4851
8	Aston Villa	116	4546	1870	1092	1584	7337	6566	771	4832
9	Burnley	116	4744	1825	1161	1758	6961	6952	9	4811
10	Manchester City	112	4484	1856	1077	1551	7321	6400	921	4789
11	Sunderland	114	4576	1828	1116	1632	7055	6519	536	4772
12	Derby County	116	4670	1807	1127	1736	7167	6918	249	4741
13	Blackburn Rovers	116	4626	1794	1152	1680	7061	6851	210	4740
14	West Bromwich Albion	116	4666	1794	1150	1722	7144	6854	290	4738
15	Bolton Wanderers	116	4660	1792	1129	1739	6895	6706	189	4713
16	Notts County	116	4802	1754	1200	1848	6816	6998	-182	4708
17	Newcastle United	111	4442	1815	1043	1584	6967	6322	645	4673
18	Sheffield Wednesday	112	4590	1753	1161	1676	6818	6615	203	4667
19	Nottingham Forest	112	4586	1720	1186	1680	6632	6471	161	4626
20	Bury	110	4668	1734	1151	1783	6659	6718	-59	4619
21	Bristol City	103	4430	1719	1152	1559	6360	6026	334	4590
22	Birmingham City	112	4580	1715	1156	1709	6562	6474	88	4586
23	Leicester City	110	4518	1679	1172	1667	6760	6789	-29	4530
24	Blackpool	107	4518	1636	1155	1727	6449	6602	-153	4427
25	Chelsea	99	4032	1685	1045	1302	6263	5480	783	4415
26	Barnsley	106	4554	1618	1171	1765	6301	6781	-480	4407
27	Grimsby Town	106	4458	1668	1027	1763	6390	6670	-280	4363
28	Bradford City	101	4418	1601	1144	1673	6188	6275	-87	4346
29	Middlesbrough	105	4324	1625	1069	1630	6388	6227	161	4319
30	Stoke City	108	4394	1609	1101	1684	5923	6161	-238	4319
31	Hull City	99	4258	1591	1126	1541	5969	5792	177	4308
32	Chesterfield	97	4240	1621	1050	1569	5989	5804	185	4292
33	Port Vale	102	4410	1570	1128	1712	5964	6281	-317	4268
34	Huddersfield Town	94	4078	1578	1075	1425	5799	5479	320	4231
35	Lincoln City	104	4376	1581	1060	1735	6367	6698	-331	4222
36	Tottenham Hotspur	96	3910	1630	961	1319	6316	5462	854	4221
37	Oldham Athletic	97	4230	1534	1108	1588	5968	6094	-126	4176
38	Stockport County	99	4322	1550	1060	1712	6003	6344	-341	4160
39	Reading	88	3926	1588	976	1362	5868	5382	486	4152
40	Brentford	88	3940	1523	1013	1404	5604	5387	217	4059
41	Millwall	88	3880	1513	1018	1349	5439	5128	311	4044
42	Leeds United	88	3710	1539	954	1217	5500	4860	640	4032
43	Brighton & Hove Albion	88	3896	1508	1010	1378	5530	5206	324	4026
44	Fulham	97	4066	1500	1026	1540	5856	5809	47	4026
45	Leyton Orient	99	4290	1450	1108	1732	5458	6134	-676	4008
46	Swindon Town	88	3922	1469	1031	1422	5661	5558	103	3969
47	Plymouth Argyle	88	3890	1476	1012	1402	5587	5312	275	3964
48	Walsall	95	4122	1458	1029	1635	5871	6207	-336	3945
49	Southend United	88	3956	1481	971	1504	5568	5597	-29	3933
50	Watford	88	3890	1450	1020	1420	5557	5417	140	3920
51	Rotherham United	89	3916	1466	976	1474	5699	5732	-33	3908
52	Northampton Town	88	3924	1480	942	1502	5692	5655	37	3902
53	Afc Bournemouth	85	3828	1444	1013	1371	5236	5025	211	3901
54	Tranmere Rovers	87	3902	1464	966	1472	5666	5581	85	3894
55	Queens Park Rangers	88	3790	1447	995	1348	5447	5167	280	3889
56	Bristol Rovers	87	3846	1410	991	1445	5489	5544	-55	3811
57	Crystal Palace	88	3814	1383	1038	1393	5250	5283	-33	3804
58	Swansea City	88	3844	1422	957	1465	5375	5581	-206	3801
59	Cardiff City	88	3808	1397	1000	1411	5238	5458	-220	3794
60	Norwich City	88	3770	1387	1007	1376	5318	5387	-69	3781
61	Southampton	88	3686	1392	965	1329	5486	5257	229	3749
62	Luton Town	86	3670	1391	929	1350	5546	5294	252	3711
63	Portsmouth	88	3778	1353	984	1441	5367	5479	-112	3690
64	West Ham United	89	3688	1387	915	1386	5451	5416	35	3689
65	Crewe Alexandra	91	4000	1368	933	1699	5477	6393	-916	3669
66	Coventry City	89	3804	1328	1001	1475	5264	5505	-241	3657
67	Rochdale	87	3886	1319	1003	1564	5291	5900	-609	3641
68	Charlton Athletic	87	3696	1343	948	1405	5284	5553	-269	3634

## England - Tier 1 - All-Time Table

69	Gillingham	83	3728	1319	987	1422	4911	5295	-384	3625
70	Wrexham	80	3556	1318	895	1343	5206	5197	9	3531
71	Hartlepool United	87	3898	1310	904	1684	5122	6151	-1029	3524
72	Doncaster Rovers	83	3650	1299	908	1443	4974	5442	-468	3506
73	Exeter City	83	3720	1234	976	1510	4929	5626	-697	3444
74	Darlington	81	3614	1232	891	1491	5015	5577	-562	3355
75	Torquay United	78	3512	1208	927	1377	4736	5258	-522	3343
76	Carlisle United	79	3490	1239	852	1399	4843	5249	-406	3330
77	Ipswich Town	70	3046	1235	766	1045	4500	4164	336	3236
78	Mansfield Town	72	3246	1170	834	1242	4698	4773	-75	3174
79	York City	71	3190	1103	829	1258	4458	4693	-235	3035
80	Scunthorpe United	65	2950	1055	823	1072	4054	4100	-46	2933
81	Colchester United	63	2884	1036	779	1069	4004	4128	-124	2851
82	Shrewsbury Town	64	2902	1009	806	1087	3863	3971	-108	2824
83	Chester City	67	3026	1023	777	1226	4127	4471	-344	2823
84	Halifax Town	69	3068	967	790	1311	3889	4818	-929	2724
85	Peterborough United	55	2530	959	686	885	3648	3367	281	2604
86	Newport County	62	2764	920	652	1192	3807	4670	-863	2492
87	Aldershot Town	57	2576	867	672	1037	3495	3934	-439	2406
88	Bradford Park Avenue	51	2190	837	476	877	3516	3582	-66	2150
89	Oxford United	49	2204	746	619	839	2763	2886	-123	2111
90	Southport	50	2200	723	568	909	2961	3488	-527	2014
91	Milton Keynes Dons	38	1650	654	442	554	2373	2176	197	1750
92	Wigan Athletic	37	1630	626	437	567	2149	2059	90	1689
93	Barrow	44	1924	624	414	886	2606	3349	-743	1662
94	Accrington Stanley	42	1834	644	369	821	2728	3260	-532	1657
95	Cambridge United	36	1632	550	456	626	2110	2276	-166	1556
96	Gateshead	34	1466	559	361	546	2292	2335	-43	1479
97	Hereford United	31	1406	451	386	569	1678	1887	-209	1288
98	Workington	26	1194	385	310	499	1525	1810	-285	1080
99	Wycombe Wanderers	22	1008	352	307	349	1258	1240	18	1011
100	New Brighton	21	884	287	187	410	1191	1527	-336	761
101	Barnet	18	816	266	221	329	1011	1152	-141	753
102	Cheltenham Town	16	736	243	215	278	869	984	-115	701
103	Macclesfield Town	15	690	212	194	284	789	947	-158	618
104	Glossop	17	618	197	136	285	829	1027	-198	530
105	Yeovil Town	12	552	196	127	229	669	759	-90	519
106	Scarborough	12	536	182	141	213	698	772	-74	505
107	Gainsborough Trinity	16	564	175	118	271	718	1029	-311	468
108	Wigan Borough	10	412	145	94	173	635	706	-71	384
109	Nelson	10	412	154	73	185	668	796	-128	381
110	Burton United	15	484	147	80	257	657	994	-337	374
111	Leeds City	10	380	140	77	163	575	616	-41	357
112	Morecambe	8	368	123	109	136	462	490	-28	355
113	Merthyr Town	10	420	115	106	199	524	779	-255	336
114	Dagenham & Redbridge	8	368	123	87	158	463	503	-40	333
115	Burton Albion	6	276	112	73	91	368	368	0	297
116	Ashington	8	328	109	71	148	489	650	-161	289
117	Durham City	7	286	95	54	137	394	529	-135	244
118	Stevenage	5	230	82	64	84	286	279	7	228
119	Rushden & Diamonds	5	230	78	63	89	289	313	-24	219
120	Aberdare Athletic	6	252	78	59	115	334	413	-79	215
121	Boston United	5	230	72	66	92	268	308	-40	210
122	Kidderminster Harriers	5	230	72	59	99	249	315	-66	203
123	Crawley Town	4	184	68	55	61	236	245	-9	191
124	Darwen	8	232	75	27	130	401	619	-218	177
125	Afc Wimbledon	4	184	57	50	77	219	271	-52	164
126	Fleetwood Town	3	138	54	37	47	170	161	9	145
127	Maidstone United	3	134	43	37	54	188	188	0	123
128	New Brighton Tower	3	102	48	24	30	194	148	46	120
129	Accrington	5	122	35	33	54	226	313	-87	103
130	Burton Wanderers	3	90	42	13	35	167	146	21	97
131	Loughborough	5	158	34	20	104	170	410	-240	88
132	Stalybridge Celtic	2	76	33	11	32	104	110	-6	77
133	Thames	2	84	20	17	47	107	202	-95	57
134	Rotherham Town	3	88	24	8	56	133	250	-117	56
135	Northwich Victoria	2	50	12	5	33	72	156	-84	29
136	Middlesbrough Ironopolis	1	28	8	4	16	37	72	-35	20
137	Bootle	1	22	8	3	11	49	63	-14	19

**Abbreviations:**

S=Seasons, Pd=Games Played, W=Won, D=Drawn, L=Lost, GF=Goals For, GA=Goals Against, GD=Goals Difference, Pts=Points

## England - Tier 1 - All-Time Table

### All-Time Table FA Premier League 1992/93-2015/16

(based on three points per win)

	Club	S	Pd	W	D	L	GF	GA	GD	Pts
1	Manchester United	23	886	567	185	134	1753	783	970	1886
2	Arsenal	23	886	482	230	174	1556	831	725	1676
3	Chelsea	23	886	474	224	188	1501	839	662	1646
4	Liverpool	23	886	440	221	225	1460	894	566	1541
5	Tottenham Hotspur	23	886	355	226	305	1251	1170	81	1291
6	Everton	23	886	321	253	312	1138	1108	30	1216
7	Aston Villa	23	886	313	267	306	1090	1110	-20	1206
8	Newcastle United	21	806	313	207	286	1124	1075	49	1146
9	Manchester City	18	696	285	172	239	1022	845	177	1027
10	Blackburn Rovers	18	696	262	184	250	927	907	20	970
11	West Ham United	19	730	237	186	307	852	1031	-179	897
12	Southampton	16	620	192	168	260	755	877	-122	744
13	Leeds United	12	468	189	125	154	641	573	68	692
14	Middlesbrough	14	536	160	156	220	621	741	-120	633
15	Fulham	13	494	150	136	208	570	697	-127	586
16	Bolton Wanderers	13	494	149	128	217	575	745	-170	575
17	Sunderland	14	532	138	141	253	535	773	-238	555
18	Coventry City	9	354	99	112	143	387	490	-103	409
19	Sheffield Wednesday	8	316	101	89	126	409	453	-44	392
20	Wimbledon	8	316	99	94	123	384	472	-88	391
21	Leicester City	9	346	95	98	153	400	511	-111	383
22	Charlton Athletic	8	304	93	82	129	342	442	-100	361
23	West Bromwich Albion	9	342	84	93	165	367	541	-174	345
24	Wigan Athletic	8	304	85	76	143	316	482	-166	331
25	Stoke City	7	266	84	77	105	281	346	-65	329
26	Norwich City	7	278	80	85	113	326	443	-117	325
27	Queens Park Rangers	7	278	81	65	132	339	431	-92	308
28	Birmingham City	7	266	73	82	111	273	360	-87	301
29	Portsmouth	7	266	79	65	122	292	380	-88	293
30	Derby County	7	266	68	70	128	271	420	-149	274
31	Crystal Palace	6	236	63	64	109	240	342	-102	253
32	Nottingham Forest	5	198	60	59	79	229	287	-58	239
33	Ipswich Town	5	202	57	53	92	219	312	-93	224
34	Swansea City	4	152	50	41	61	191	205	-14	191
35	Hull City	4	152	32	41	79	144	243	-99	137
36	Wolverhampton Wanderers	4	152	32	40	80	156	281	-125	136
37	Sheffield United	3	122	32	36	54	128	168	-40	132
38	Reading	3	114	32	23	59	136	186	-50	119
39	Oldham Athletic	2	84	22	23	39	105	142	-37	89
40	Burnley	2	76	15	18	43	70	135	-35	63
41	Bradford City	2	76	14	20	42	68	138	-70	62
42	Watford	2	76	11	19	46	64	136	-72	52
43	Blackpool	1	38	10	9	19	55	78	-23	39
44	Barnsley	1	38	10	5	23	37	82	-45	35
45	Cardiff City	1	38	7	9	22	32	74	-42	30
46	Swindon Town	1	42	5	15	22	47	100	-53	30
47	Bournemouth	0	0	0	0	0	0	0	0	0

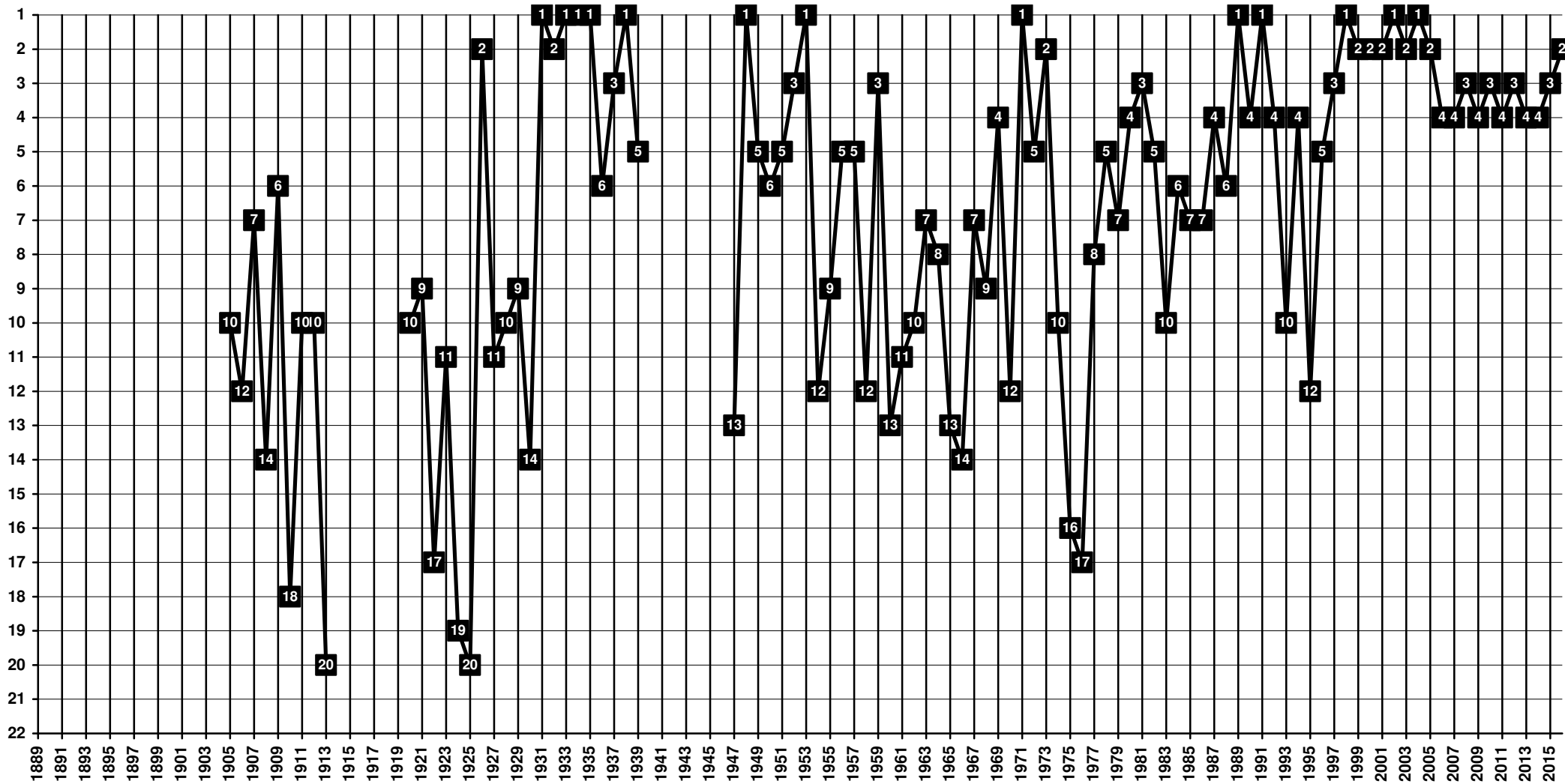
**Abbreviations:**

S=Seasons, Pd=Games Played, W=Won, D=Drawn, L=Lost, GF=Goals For, GA=Goals Against, GD=Goals Difference, Pts=Points

# England - Tier 1 - Final Table Places



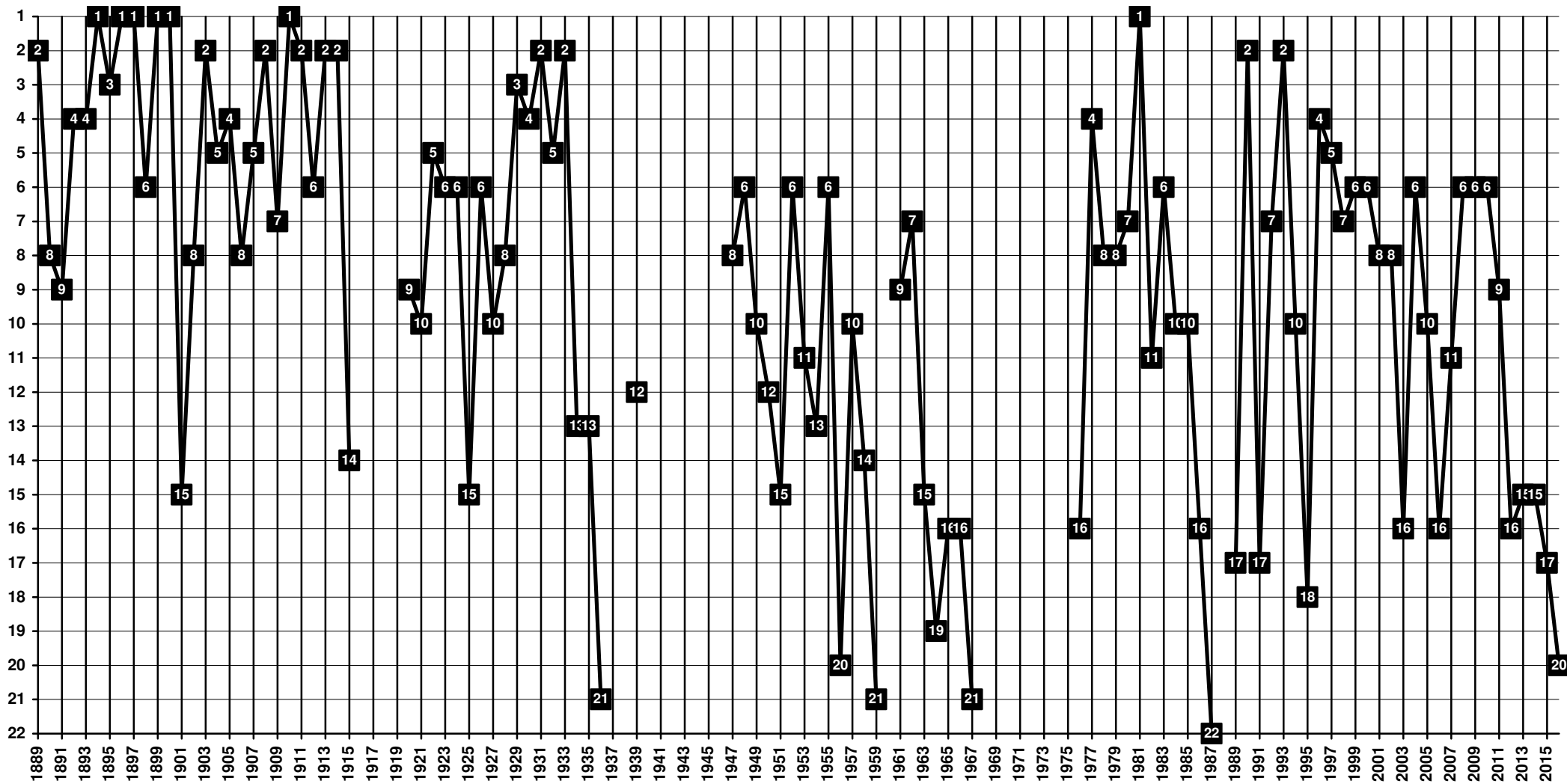
1886 Dial Square | 1886 Royal Arsenal | 1893 Woolwich Arsenal | 1913 Arsenal F.C. [Holloway, London]



# England - Tier 1 - Final Table Places



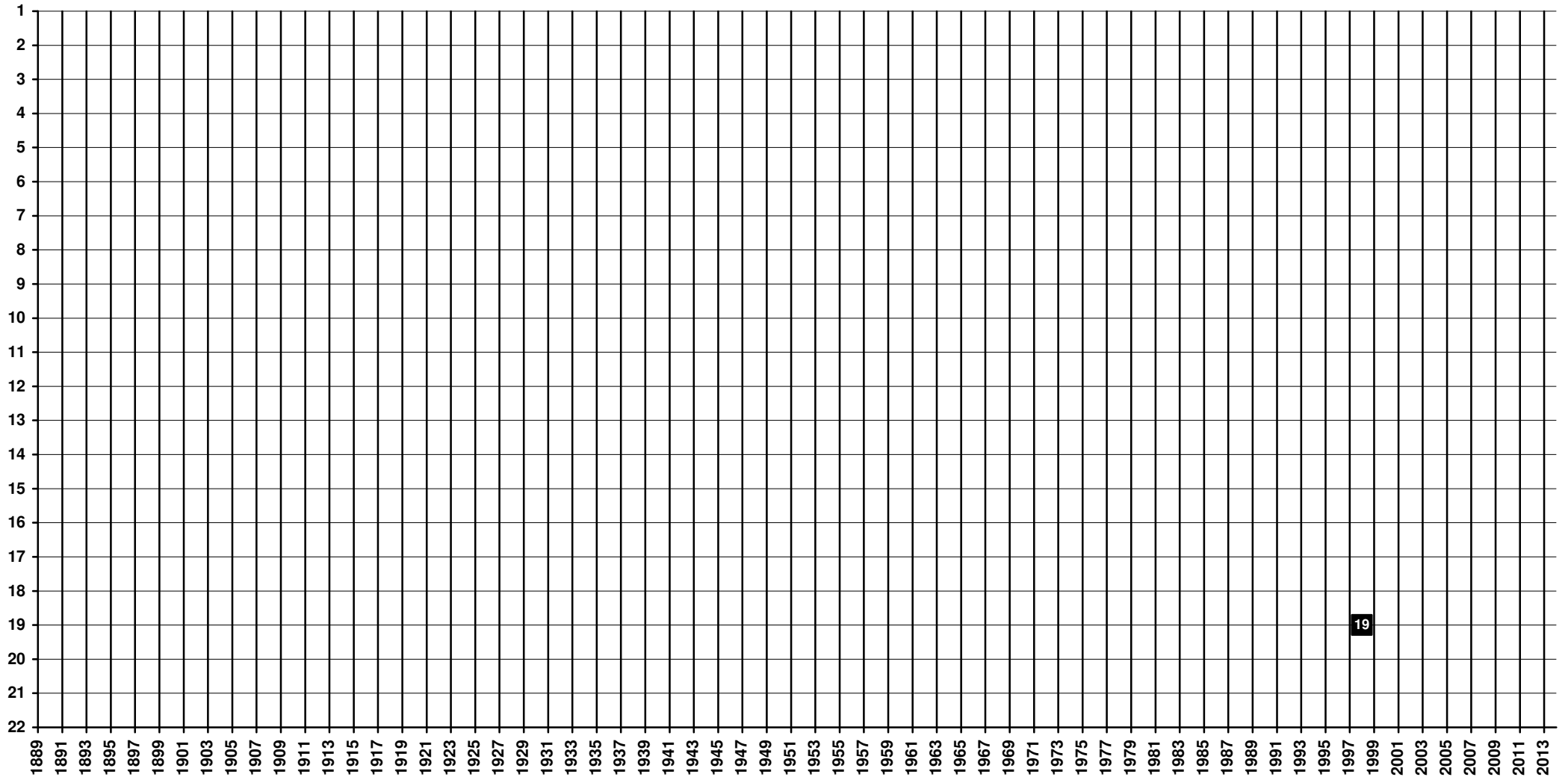
1874 **Aston Villa F.C.** [Witton, Birmingham, West Midlands]



# England - Tier 1 - Final Table Places



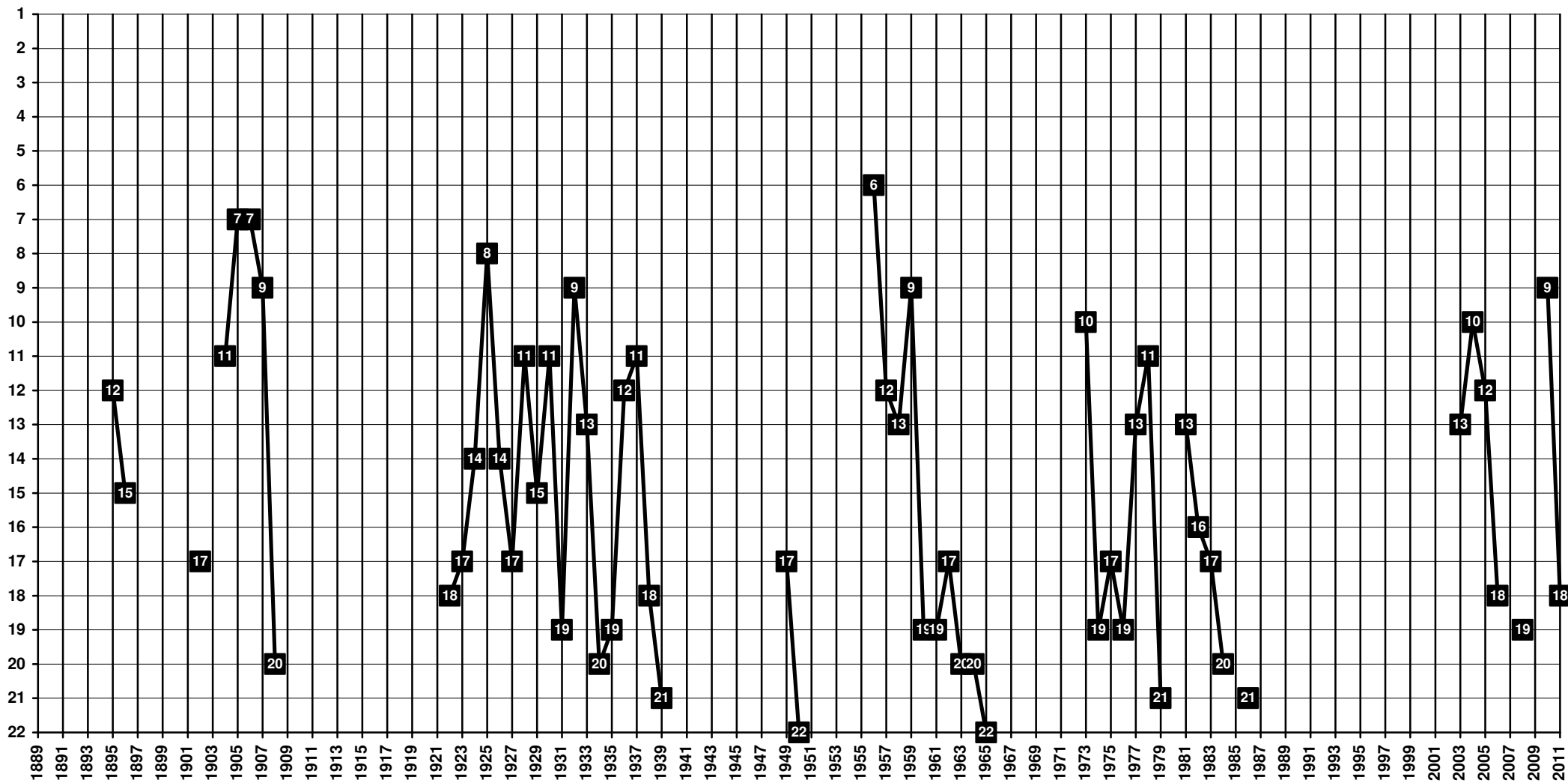
1887 **Barnsley F.C.** [Barnsley, South Yorkshire]



# England - Tier 1 - Final Table Places



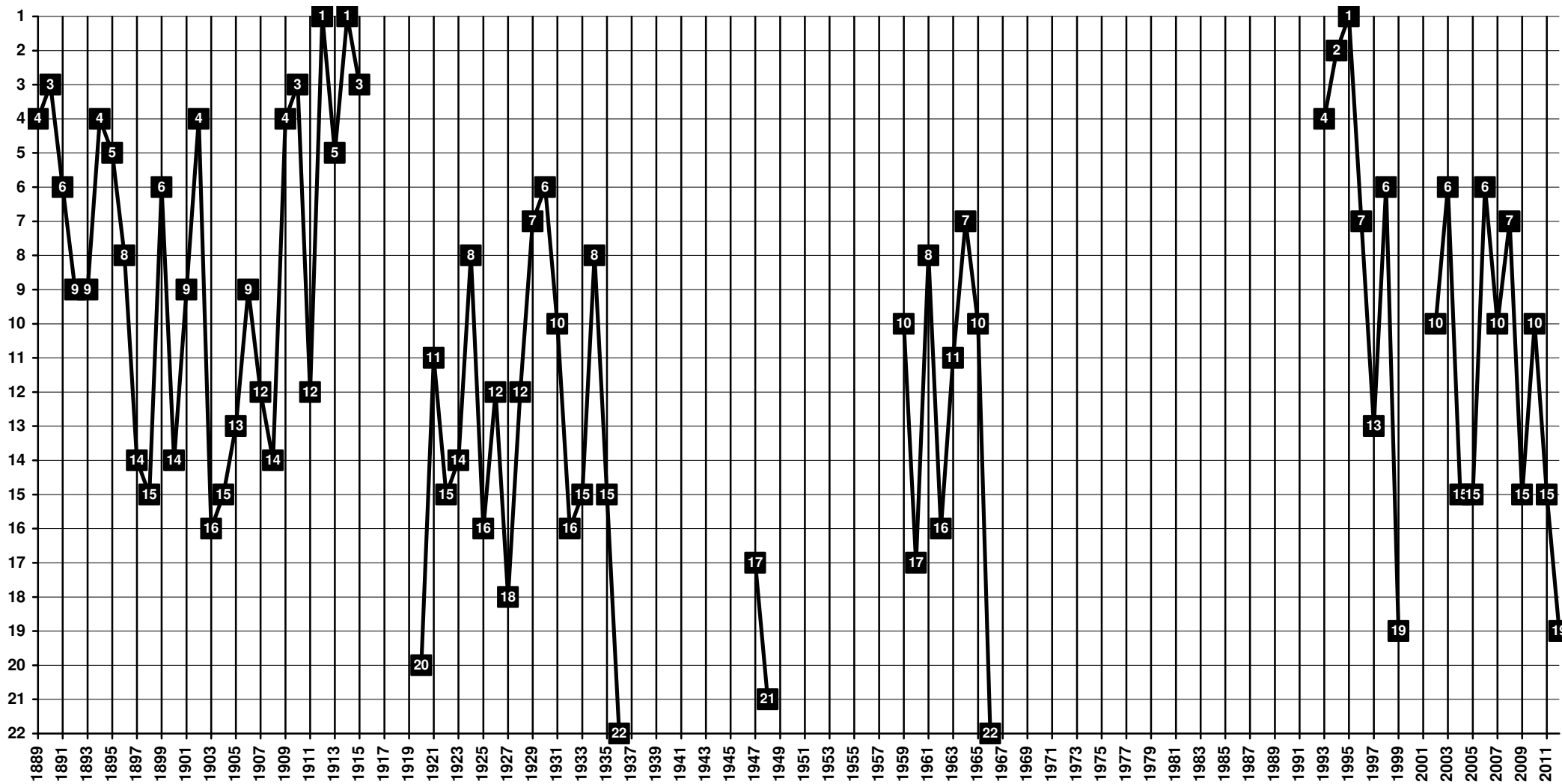
1875 **Small Heath Alliance** | 1888 **Small Heath F.C.** | 1905 **Birmingham F.C.** | 1943 **Birmingham City F.C.** [Birmingham, West Midlands]



# England - Tier 1 - Final Table Places



1875 **Blackburn Rovers F.C.** [Blackburn, Lancashire]

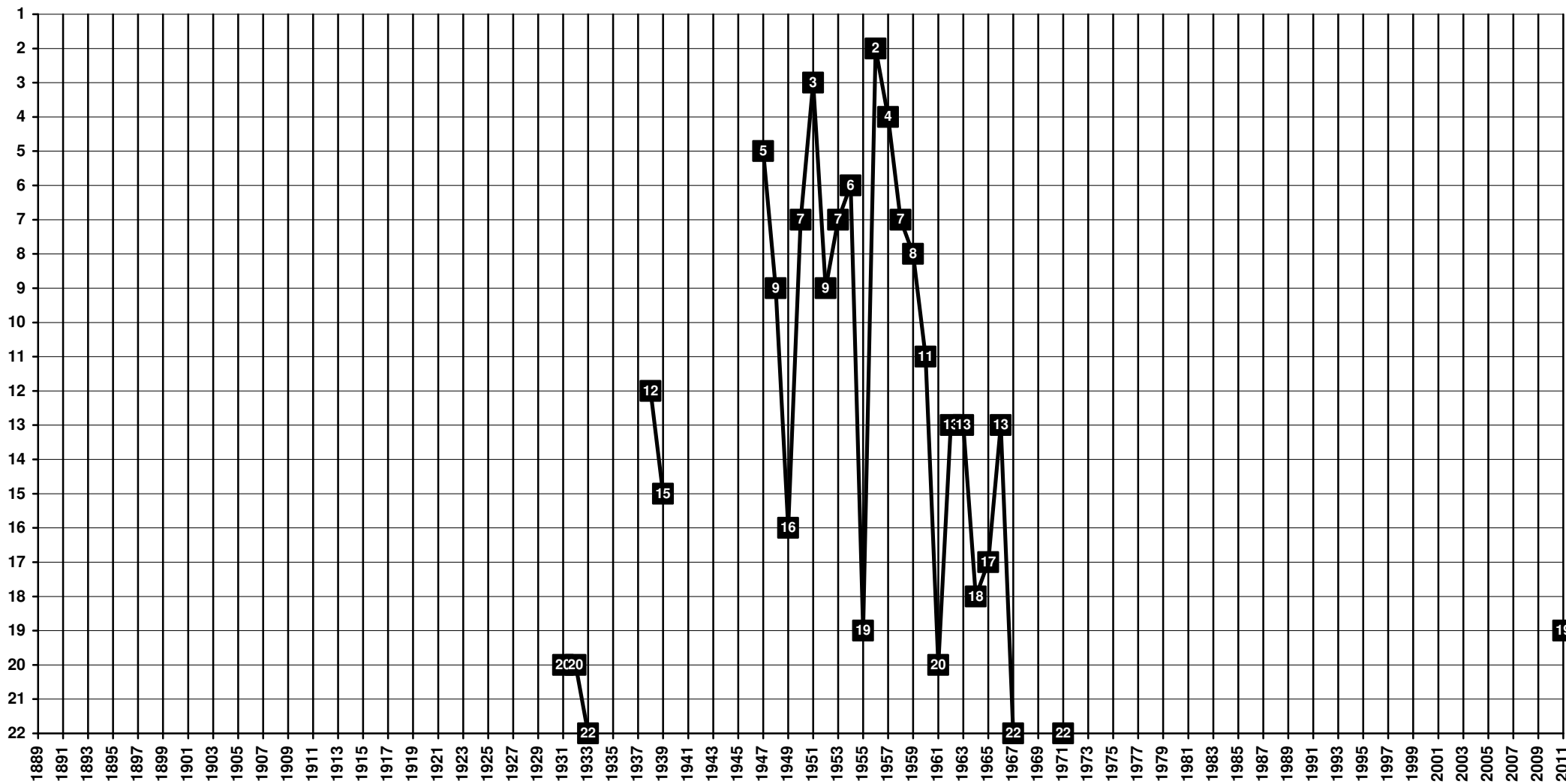




# England - Tier 1 - Final Table Places



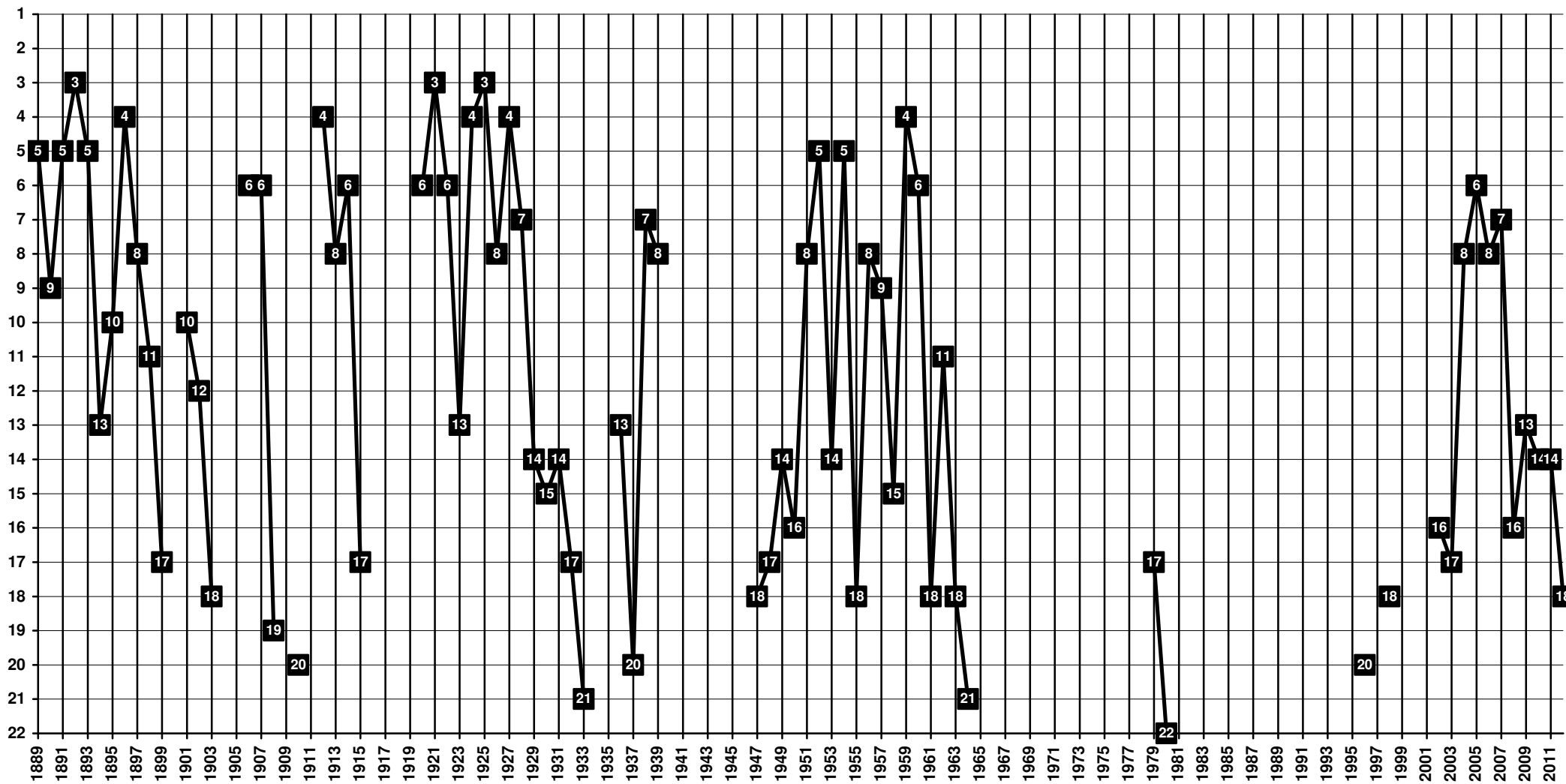
1887 **Blackpool F.C.** [Blackpool, Lancashire]



# England - Tier 1 - Final Table Places



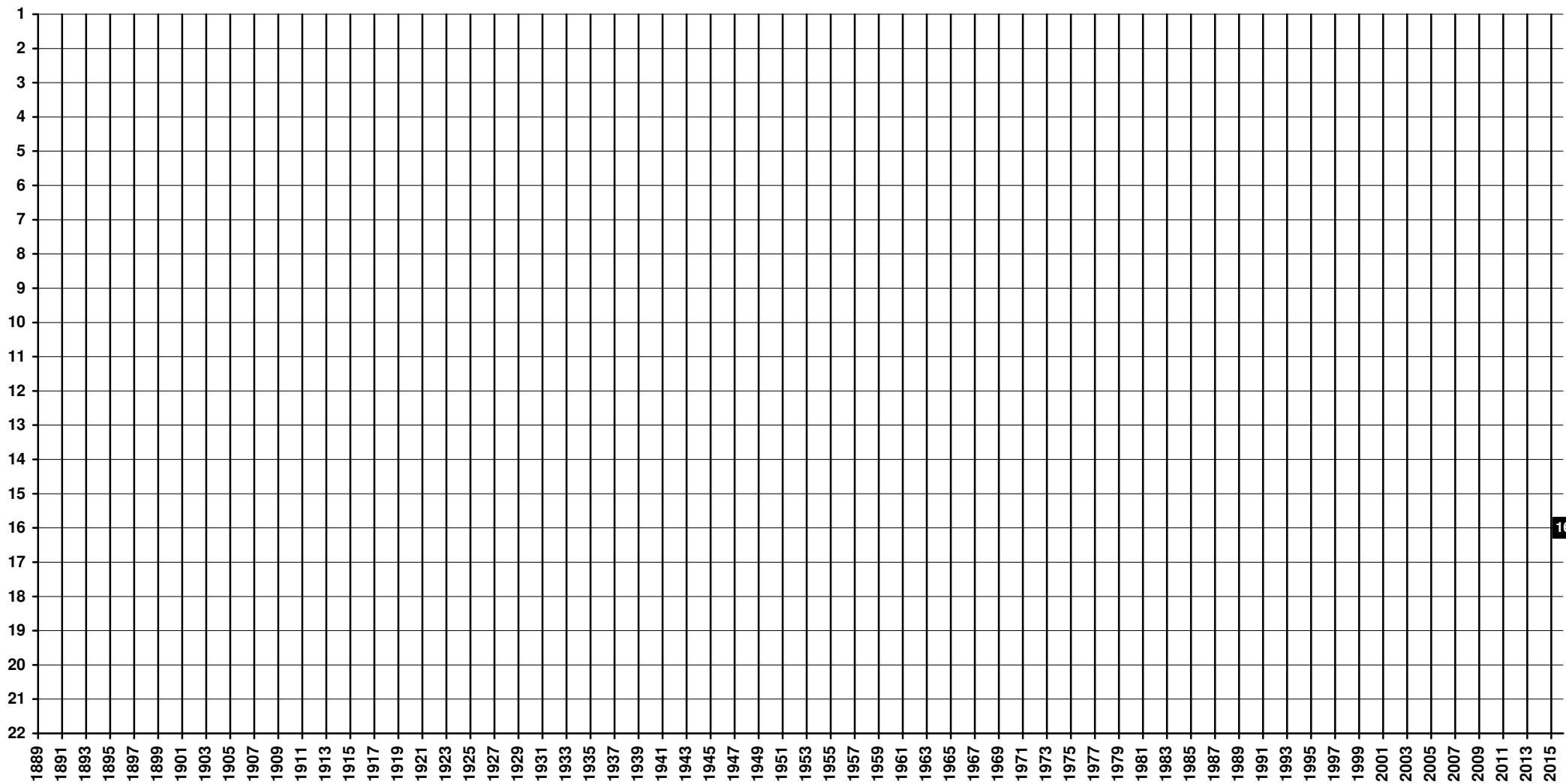
1874 **Christ Church F.C.** | 1877 **Bolton Wanderers F.C.** [Horwich, Metropolitan Borough of Bolton, Greater Manchester]



# England - Tier 1 - Final Table Places



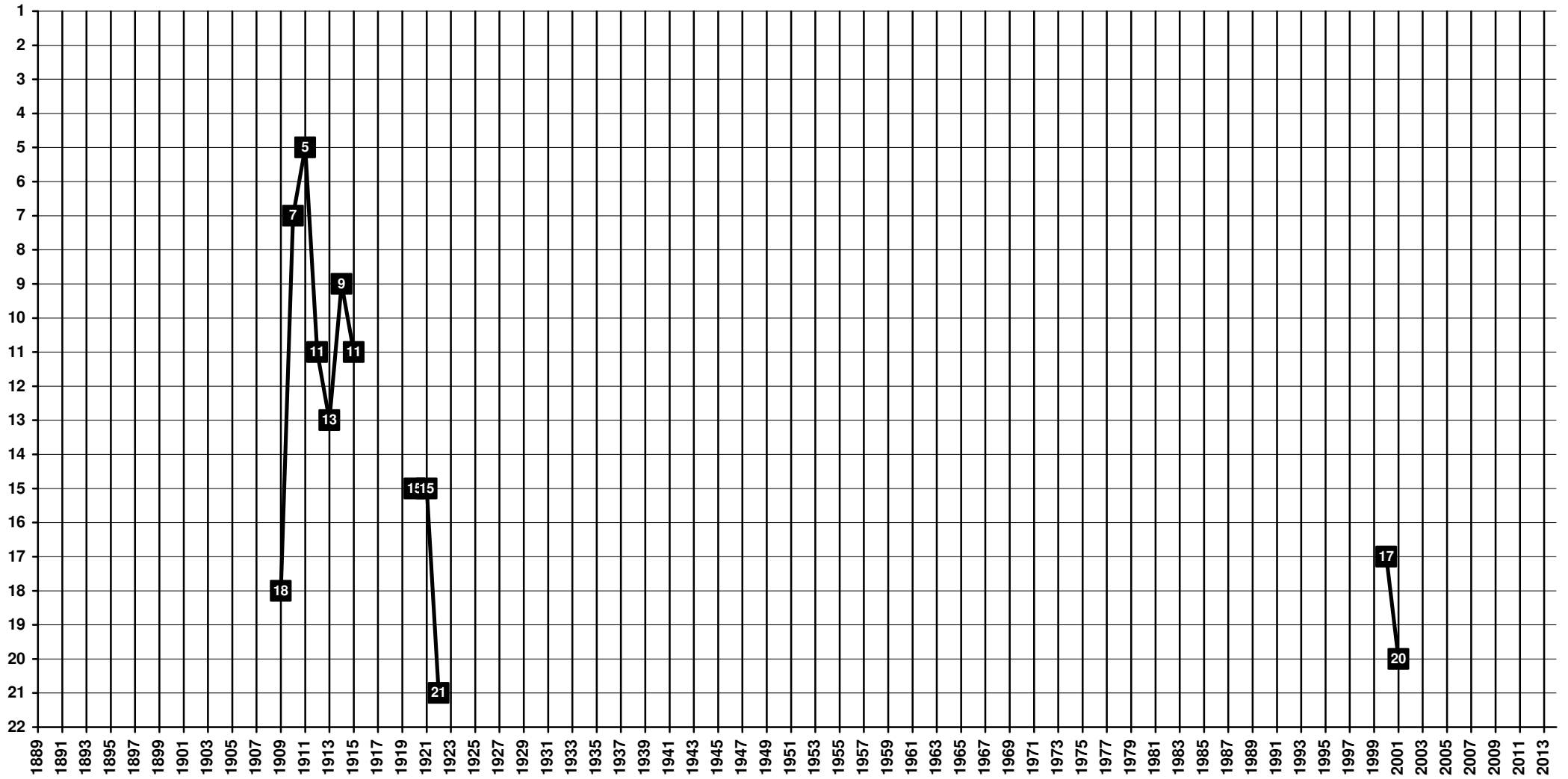
1890 **Boscombe F.C.** | 1923 **Bournemouth and Boscombe Athletic F.C.** | 1872 **A.F.C. Bournemouth** [Boscombe, Bournemouth, Dorset]




# England - Tier 1 - Final Table Places



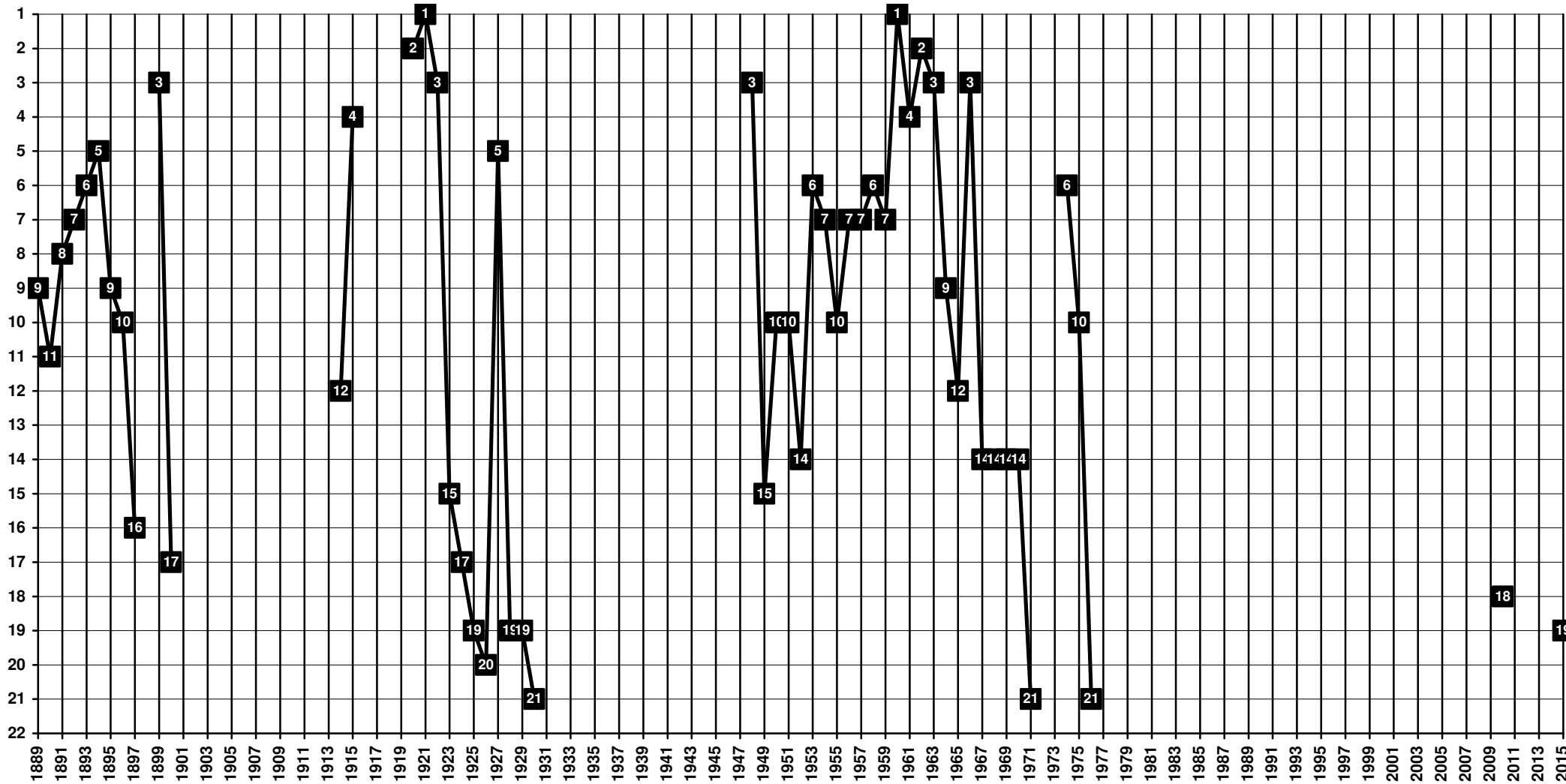
1903 **Bradford City A.F.C.** [Bradford, West Yorkshire]



# England - Tier 1 - Final Table Places



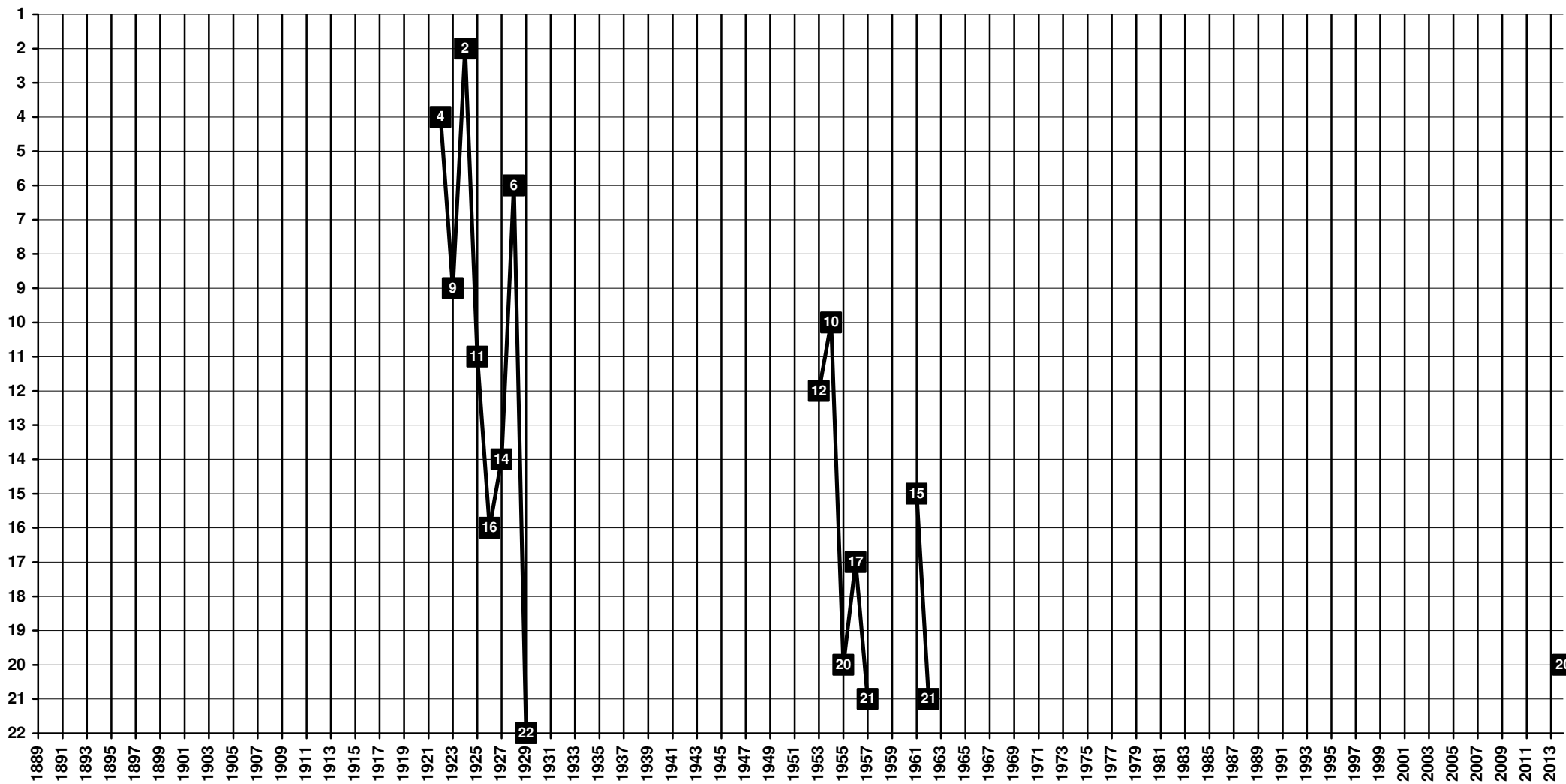
1882 **Burnley F.C.** [Burnley, Lancashire]



# England - Tier 1 - Final Table Places



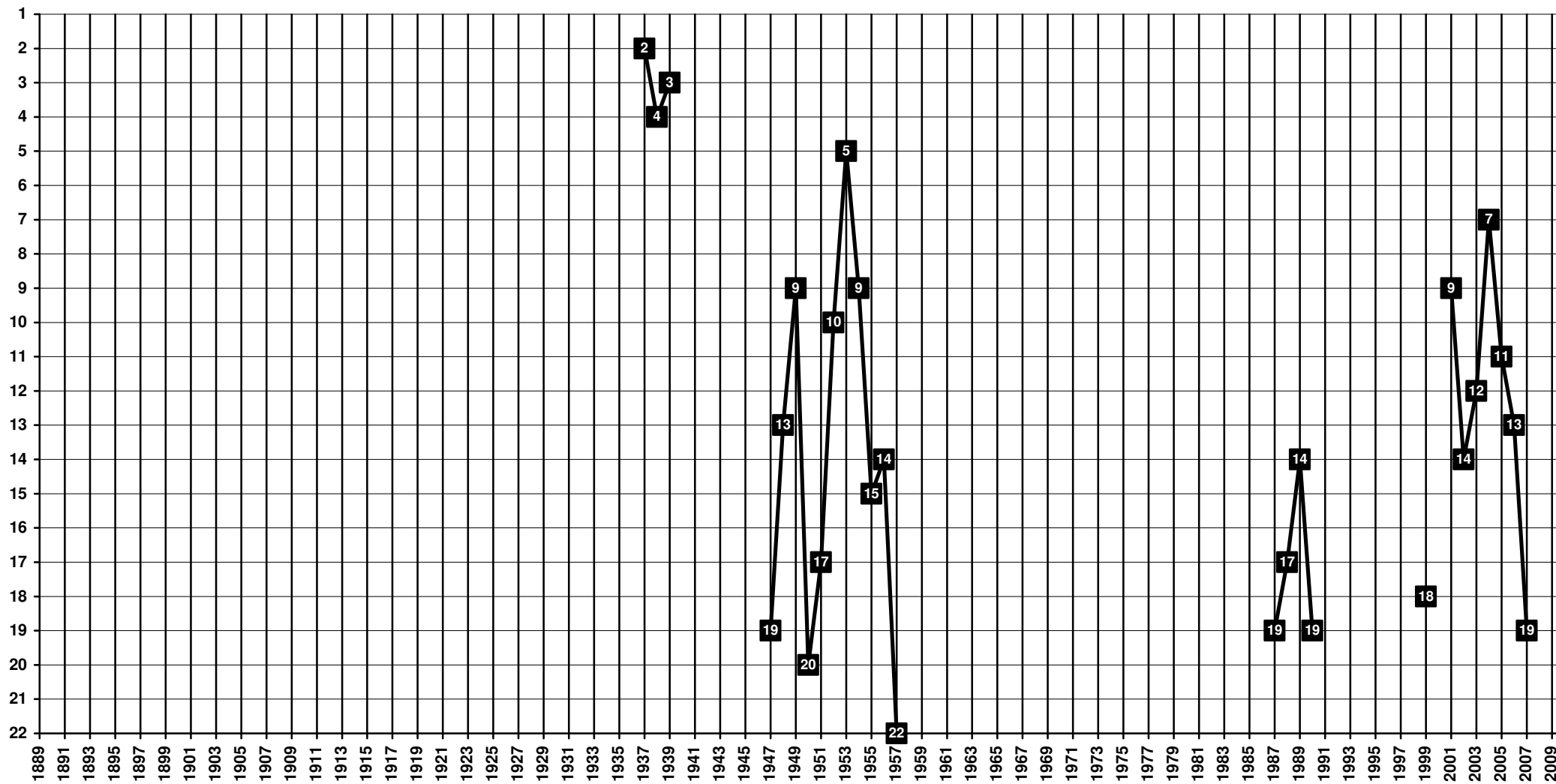
1899 **Riverside A.F.C.** | 1908 **Cardiff City F.C.** [Cardiff, Wales]



# England - Tier 1 - Final Table Places



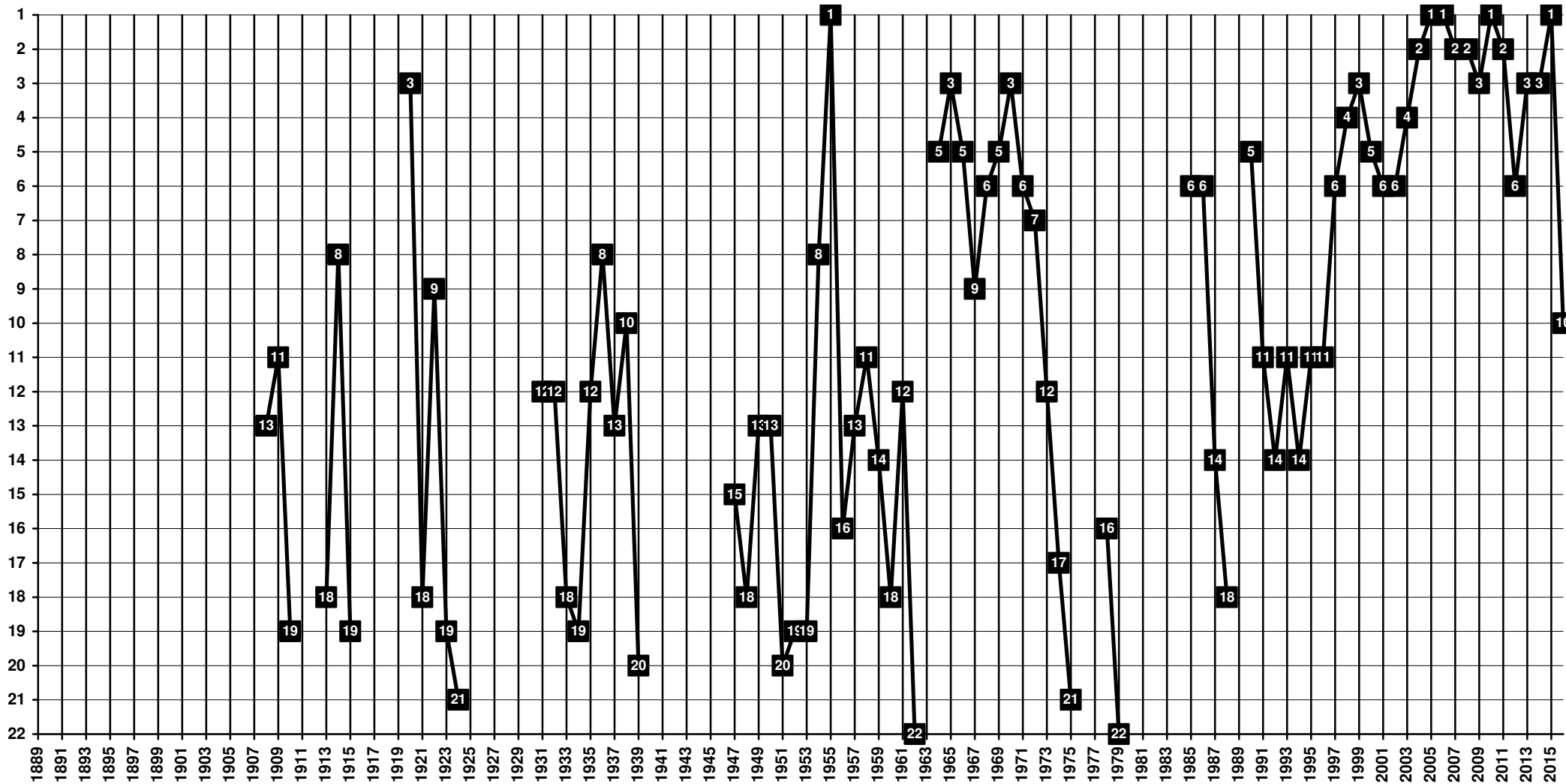
1905 **Charlton Athletic F.C.** [Charlton, Greater London]



# England - Tier 1 - Final Table Places



1905 **Chelsea F.C.**, [Fulham, London Borough of Hammersmith and Fulham]

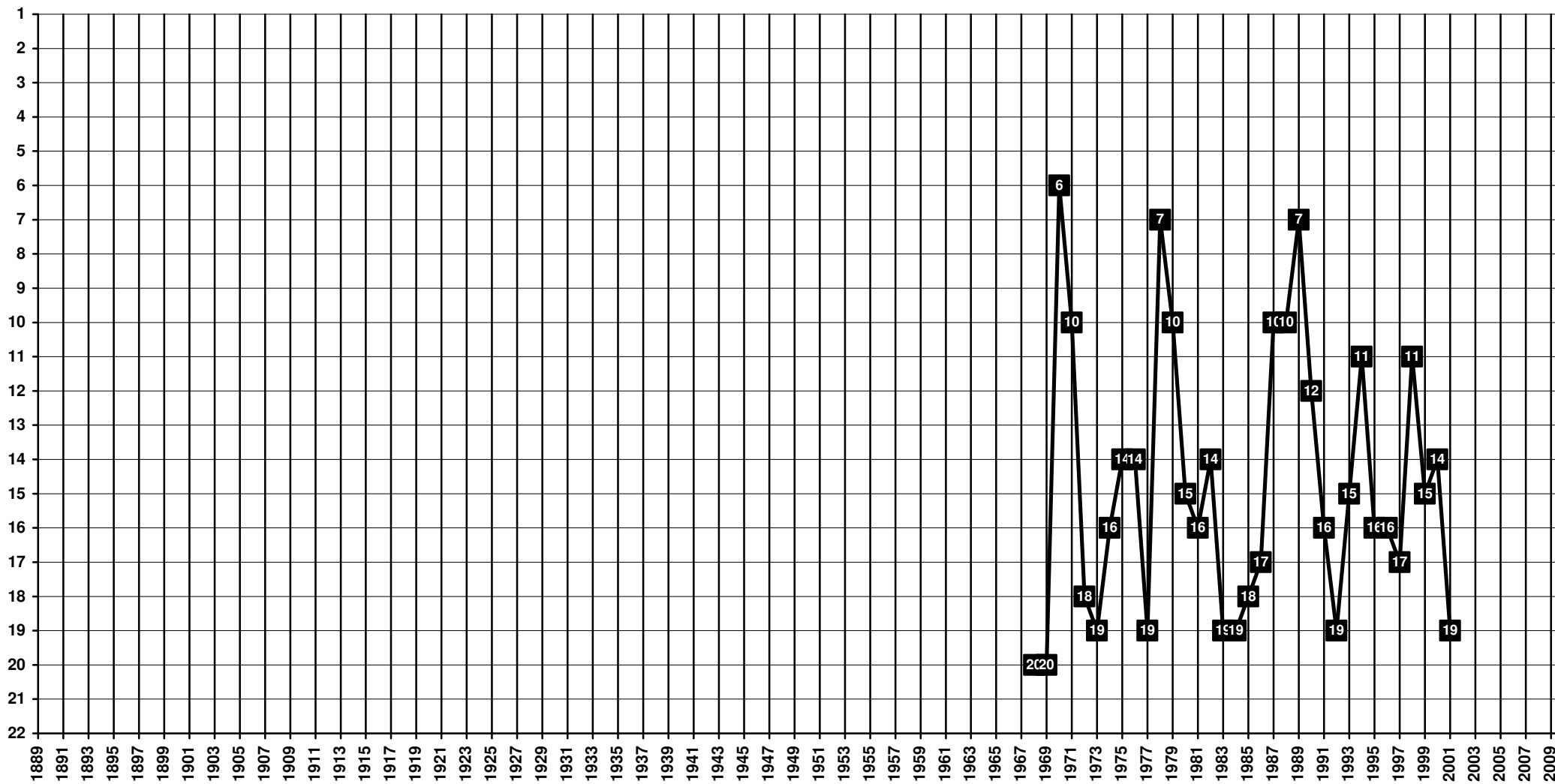




# England - Tier 1 - Final Table Places



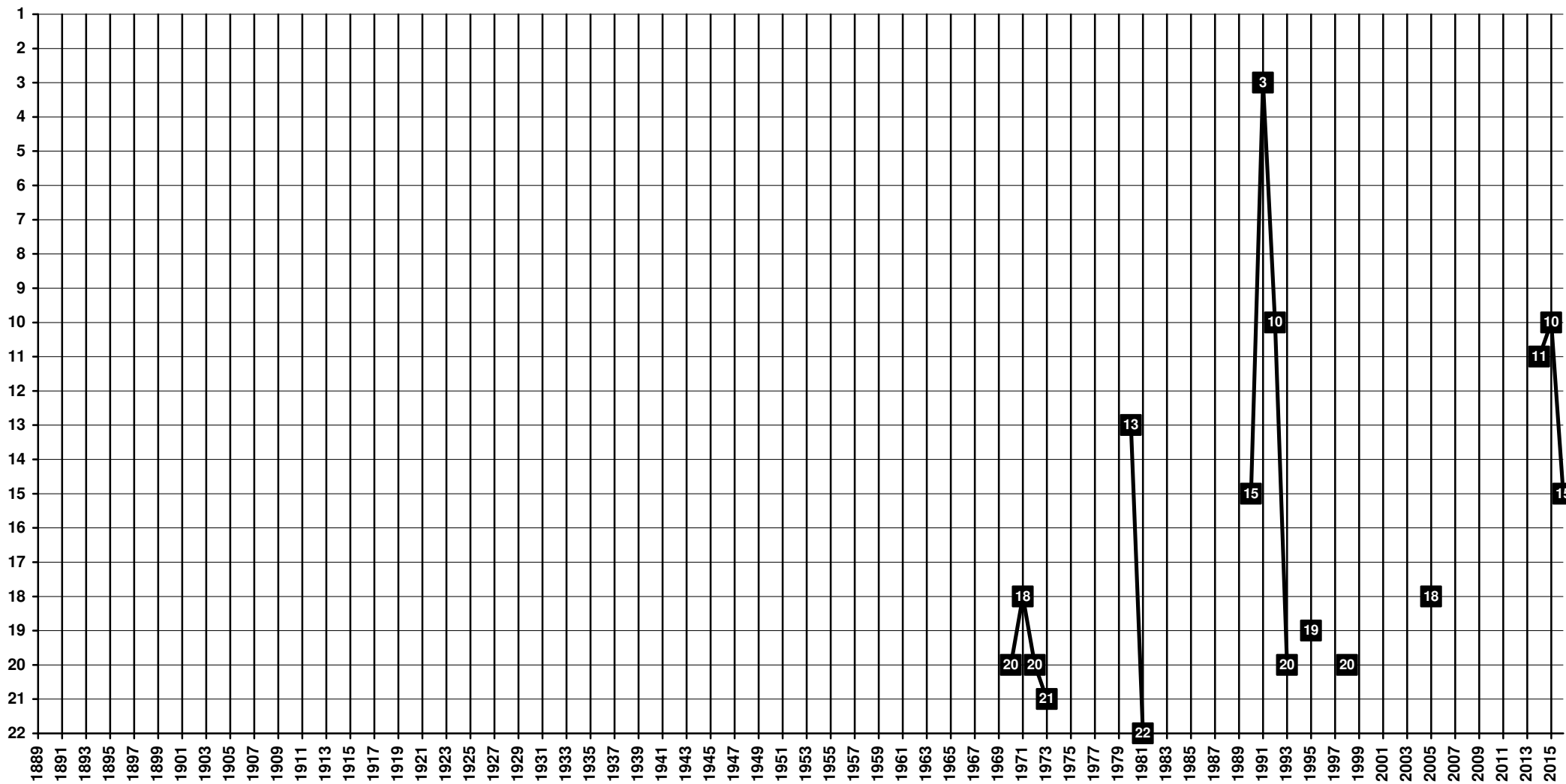
1883 **Singers F.C.** | 1898 **Coventry City F.C.** [Coventry, West Midlands]



# England - Tier 1 - Final Table Places



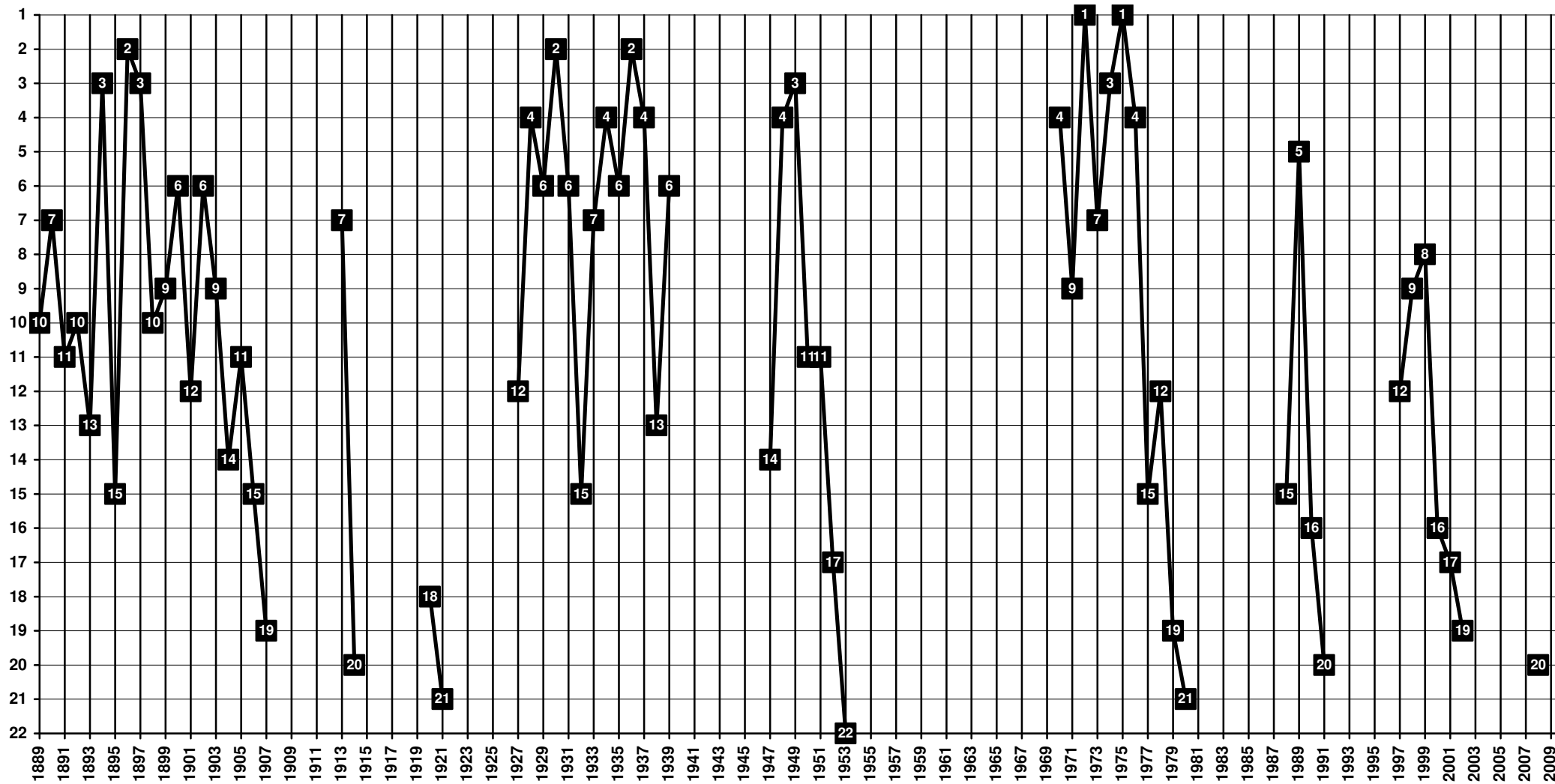
1905 **Crystal Palace F.C.** [South Norwood, London Borough of Croydon]



# England - Tier 1 - Final Table Places



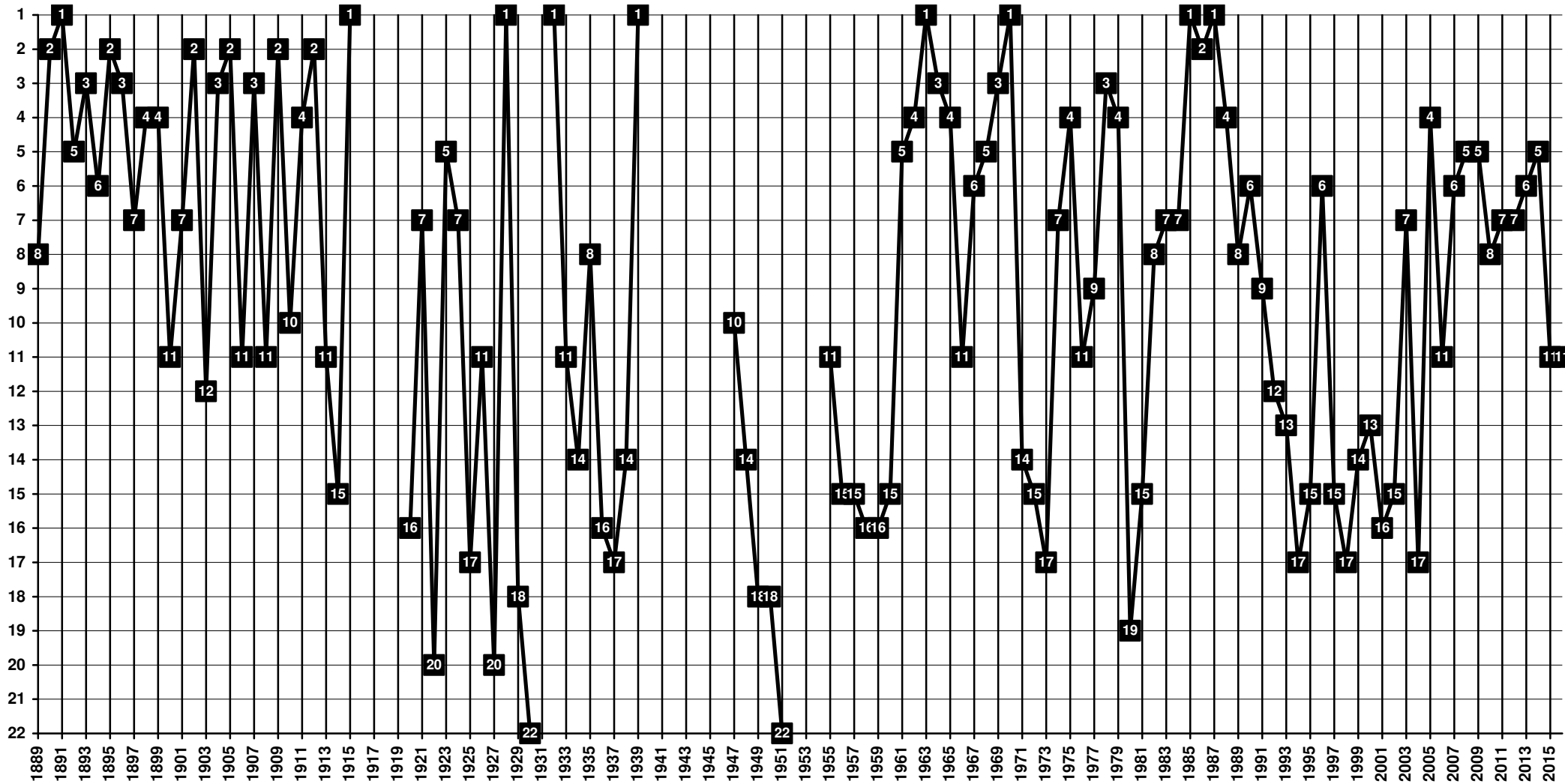
1884 Derby County F.C. [Derby, Derbyshire]



# England - Tier 1 - Final Table Places



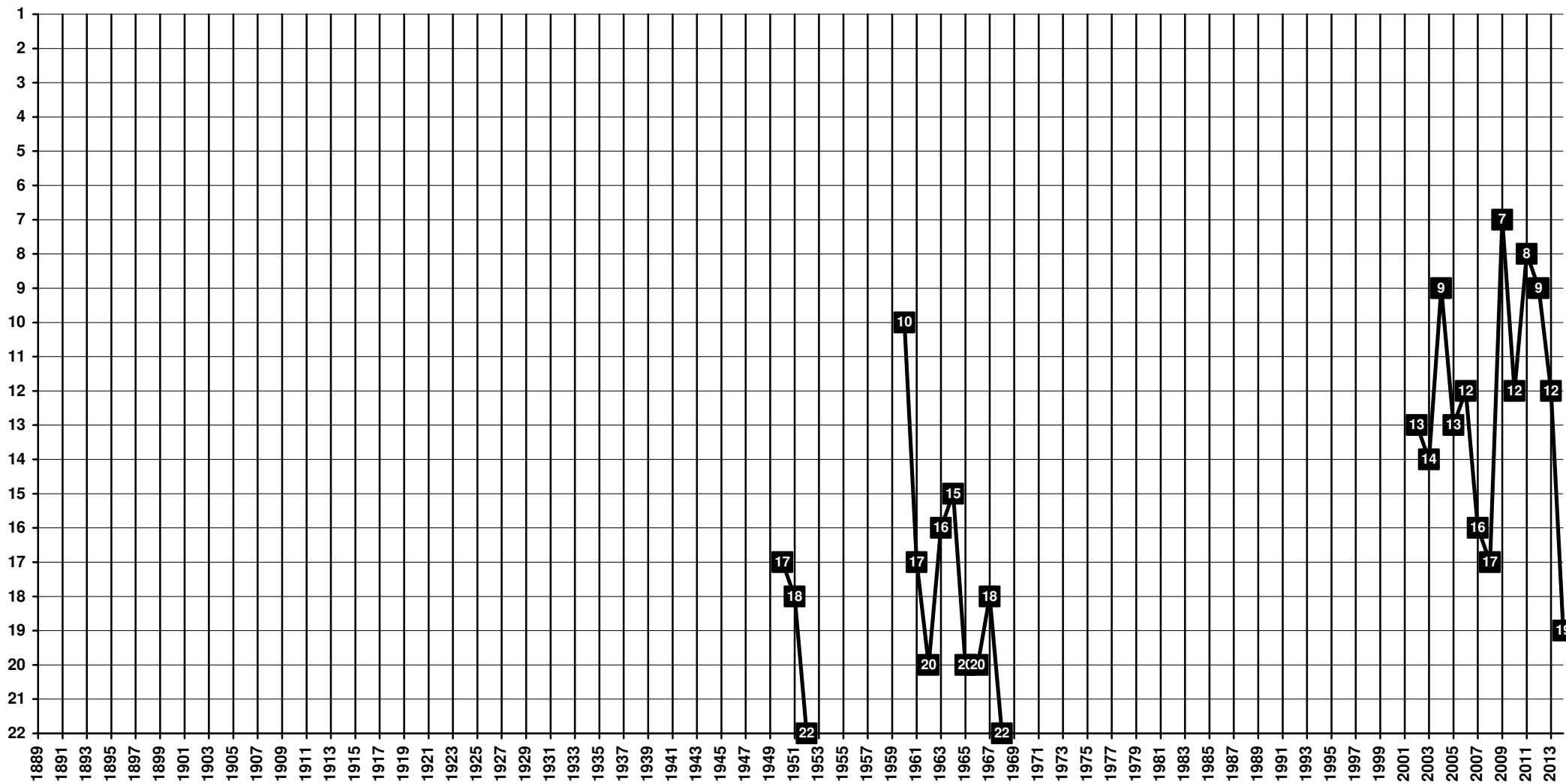
1878 St Domingo's F.C. | 1879 Everton F.C. [Liverpool, Merseyside]



# England - Tier 1 - Final Table Places



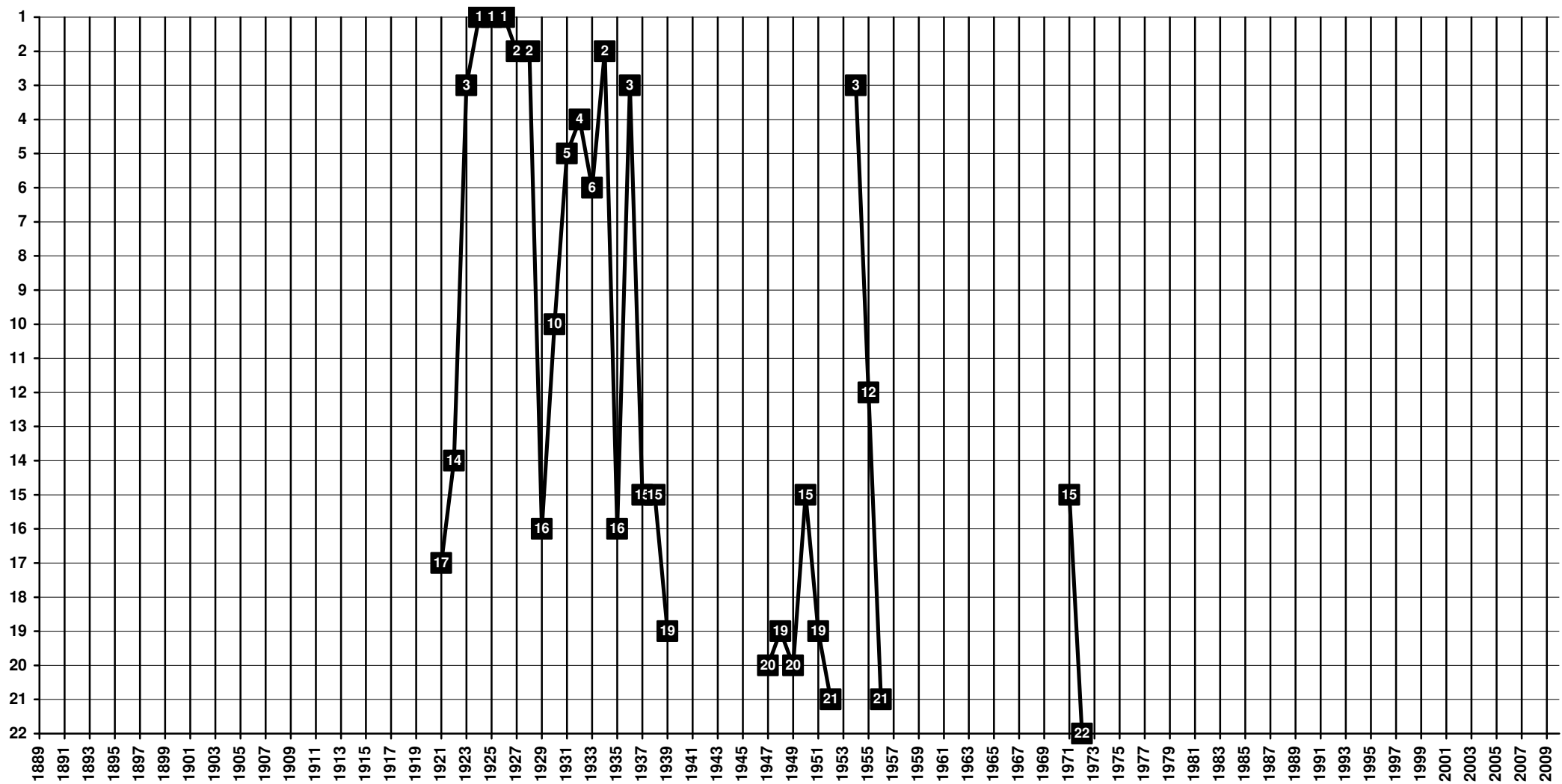
1879 Fulham St Andrew's Church Sunday School F.C. | 1888 Fulham F.C. [Fulham, London Borough of Hammersmith and Fulham]



# England - Tier 1 - Final Table Places



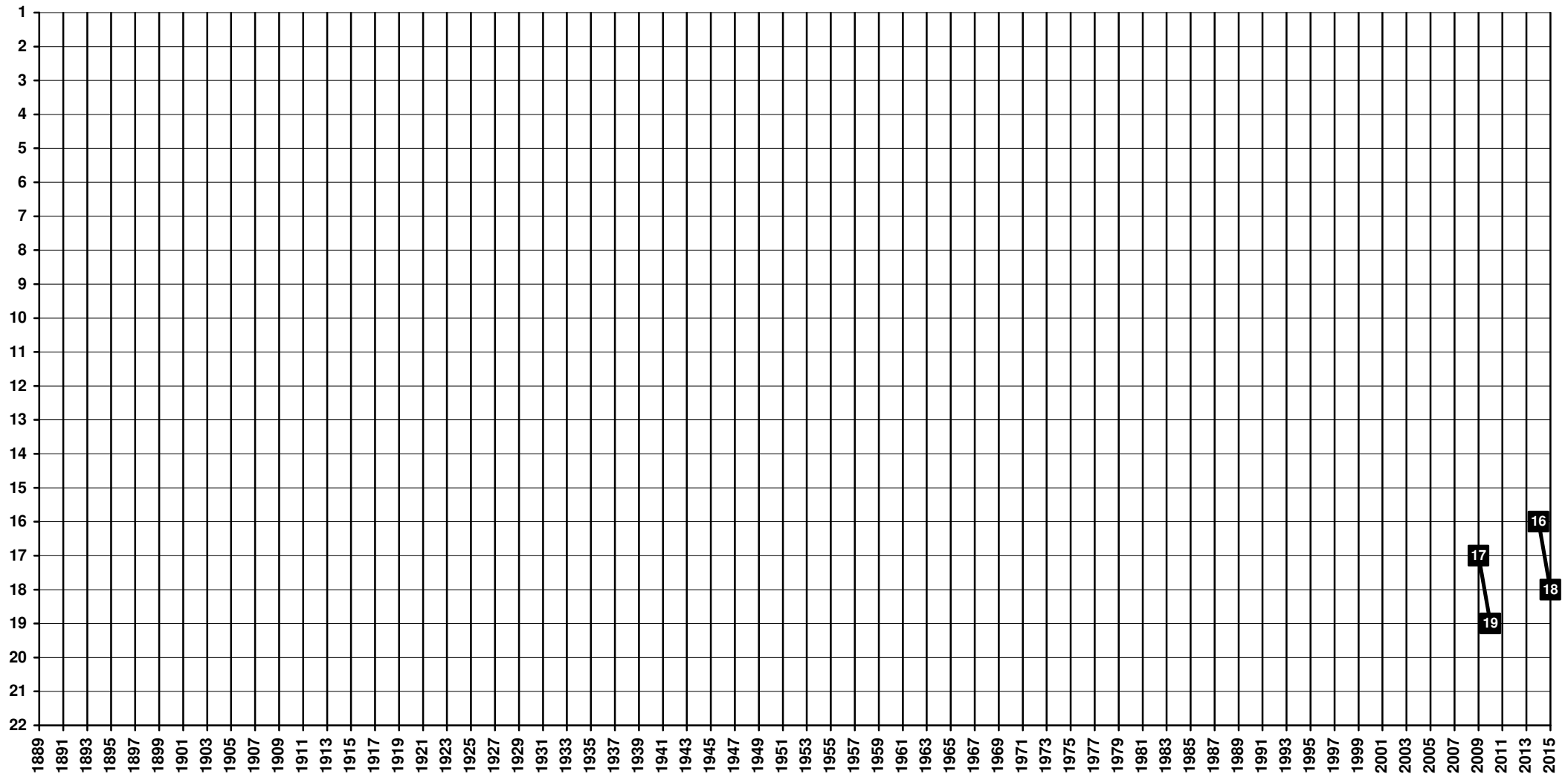
1908 **Huddersfield Town F.C.** [Huddersfield, West Yorkshire]



# England - Tier 1 - Final Table Places



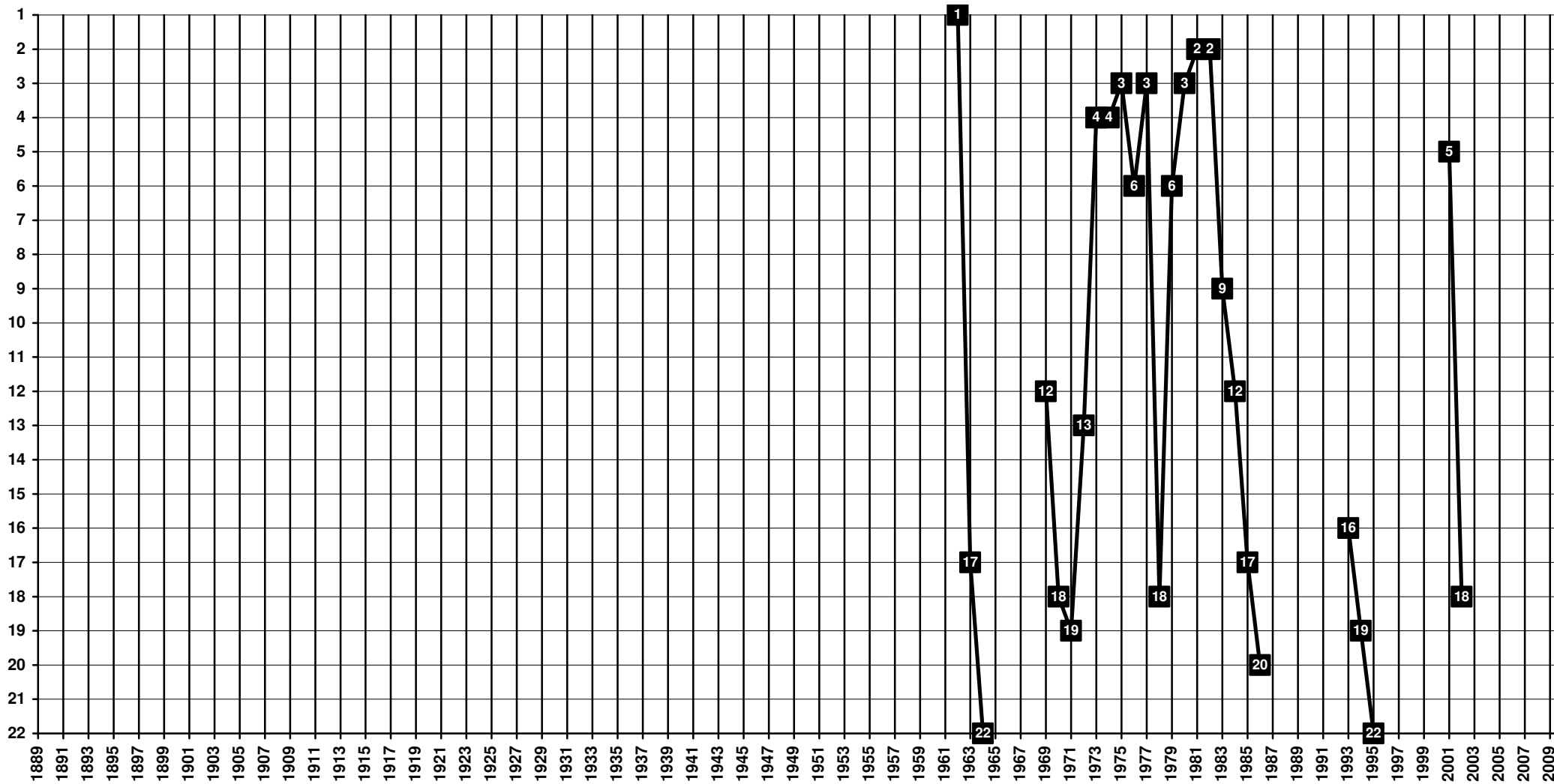
1904 **Hull City A.F.C.** [Kingston upon Hull, East Riding of Yorkshire]



# England - Tier 1 - Final Table Places



1878 Ipswich A.F.C. | 1888 Ipswich Town F.C. [Ipswich, Suffolk]

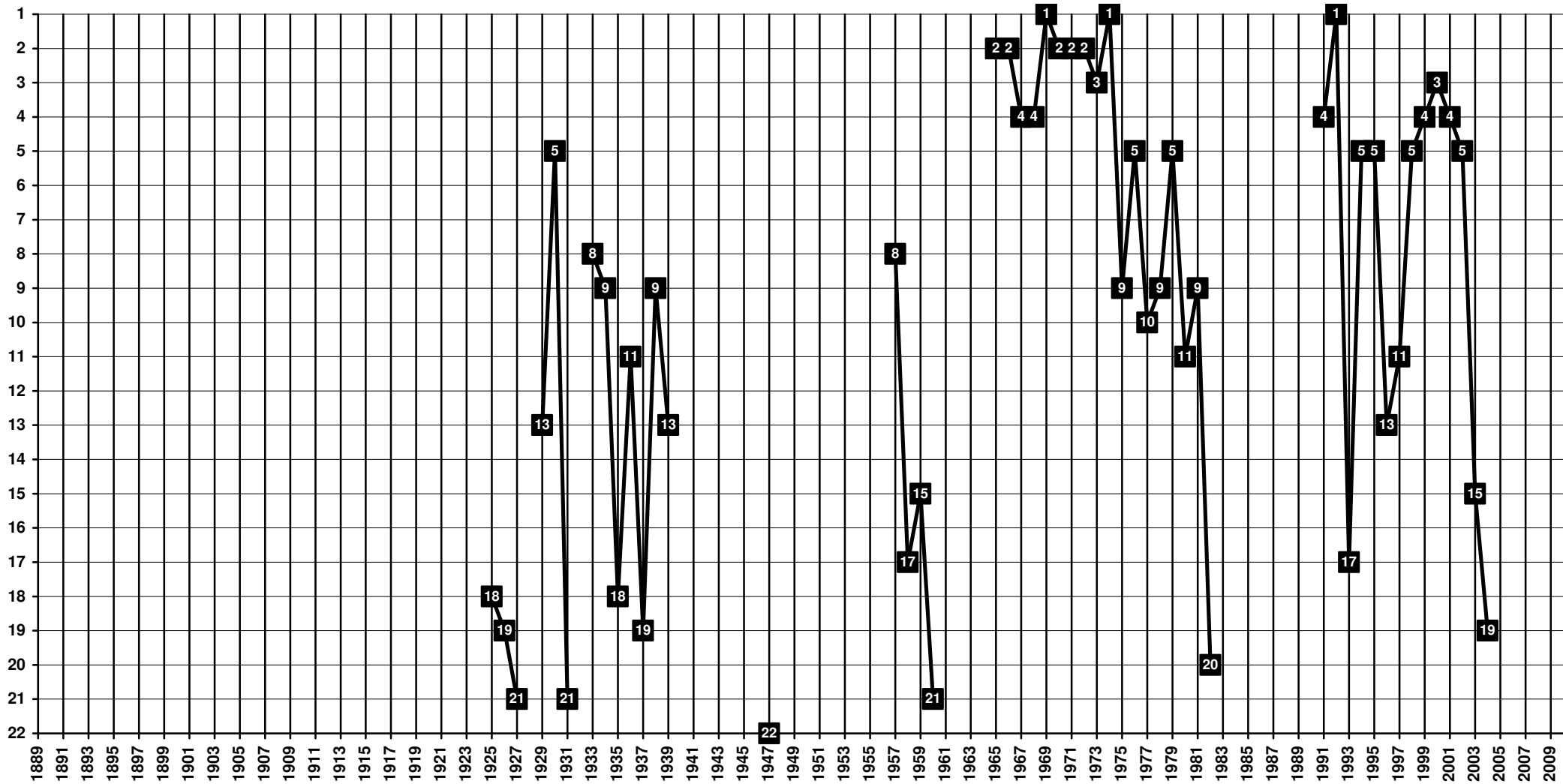




# England - Tier 1 - Final Table Places



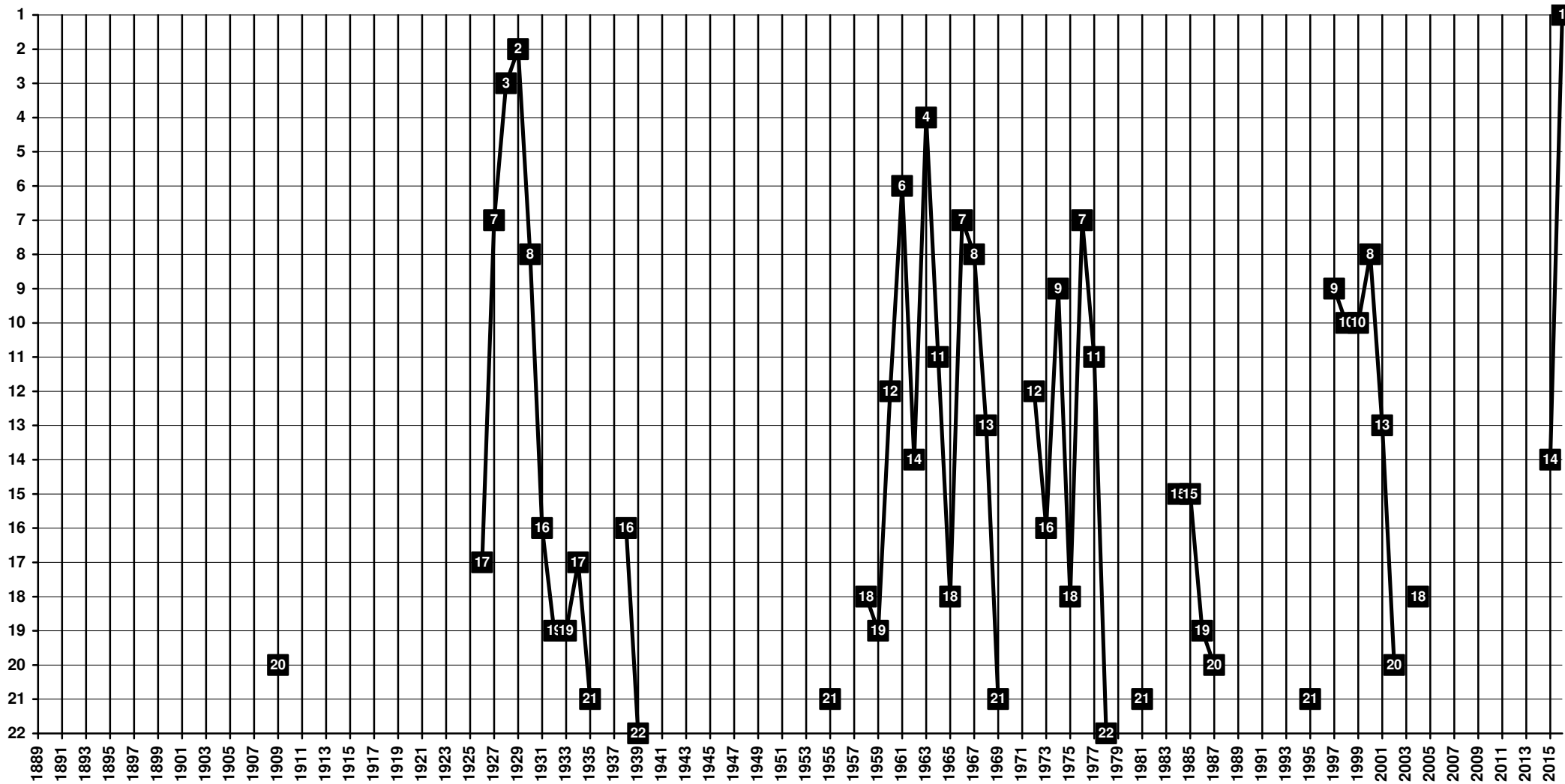
1919 Leeds United F.C. [Beeston, Leeds, West Yorkshire]



# England - Tier 1 - Final Table Places



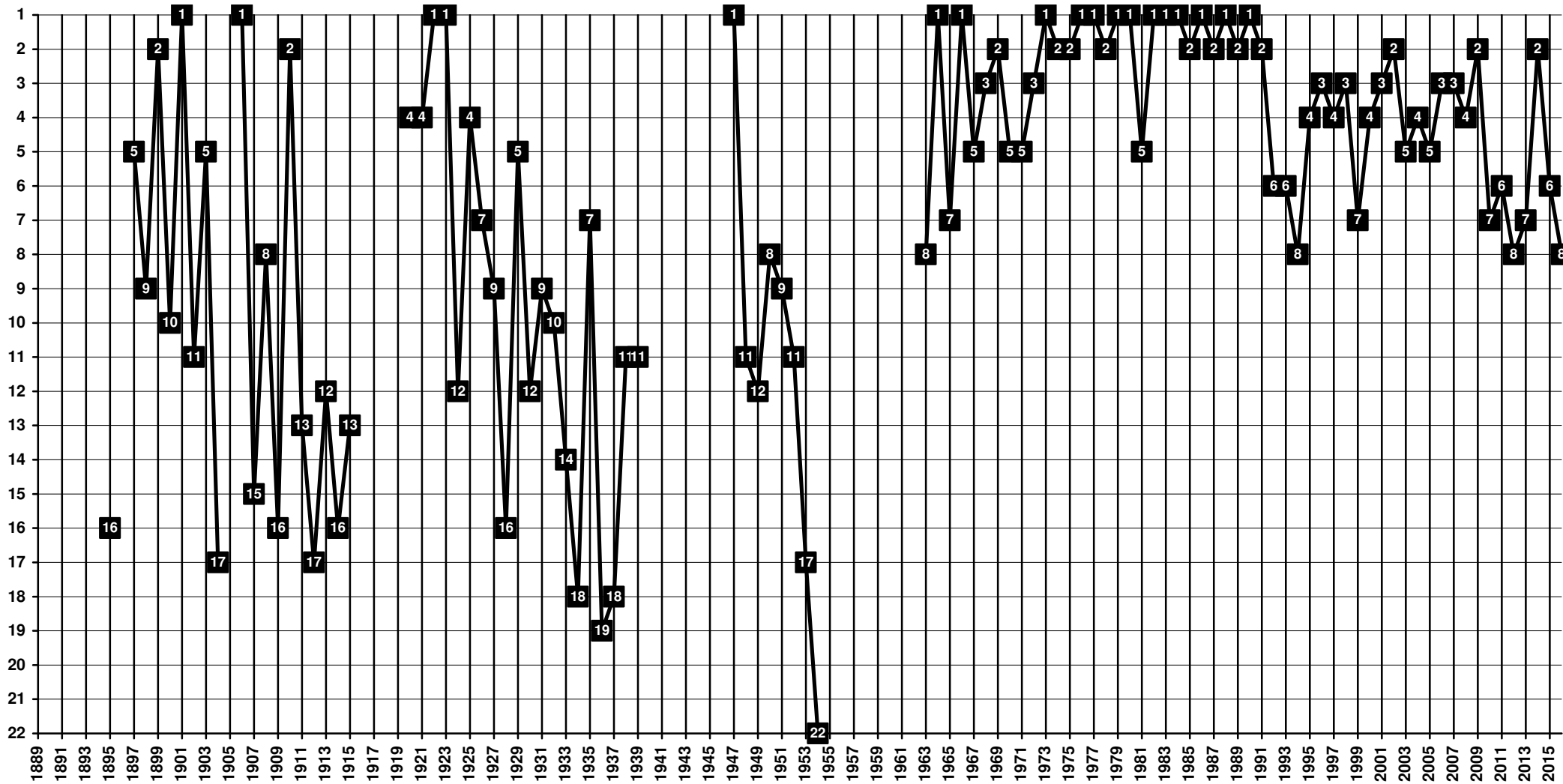
1884 **Leicester Fosse** | 1919 **Leicester City F.C.** [Leicester, East Midlands]



# England - Tier 1 - Final Table Places



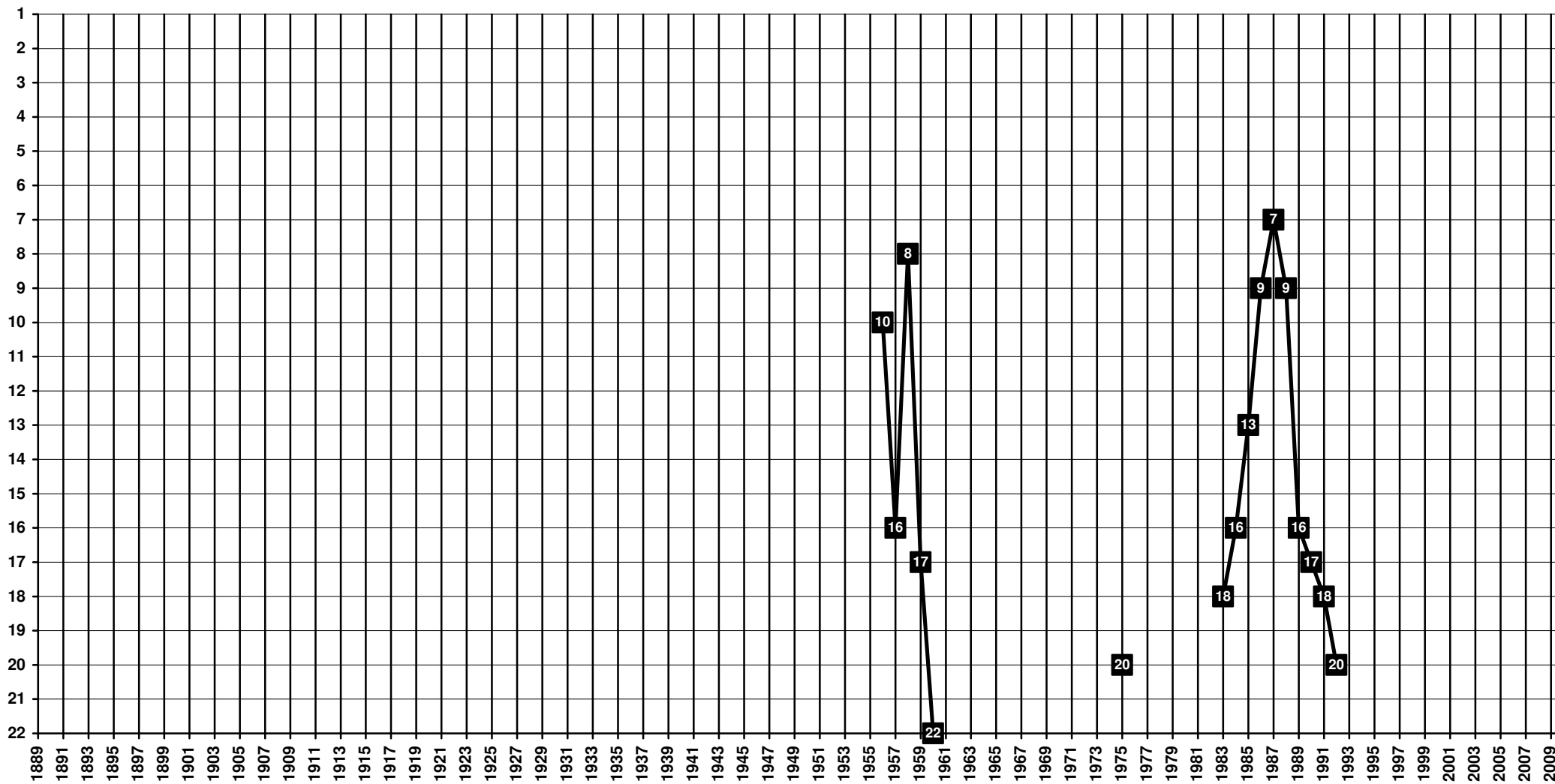
1892 **Liverpool F.C.** [Liverpool, Merseyside]



# England - Tier 1 - Final Table Places



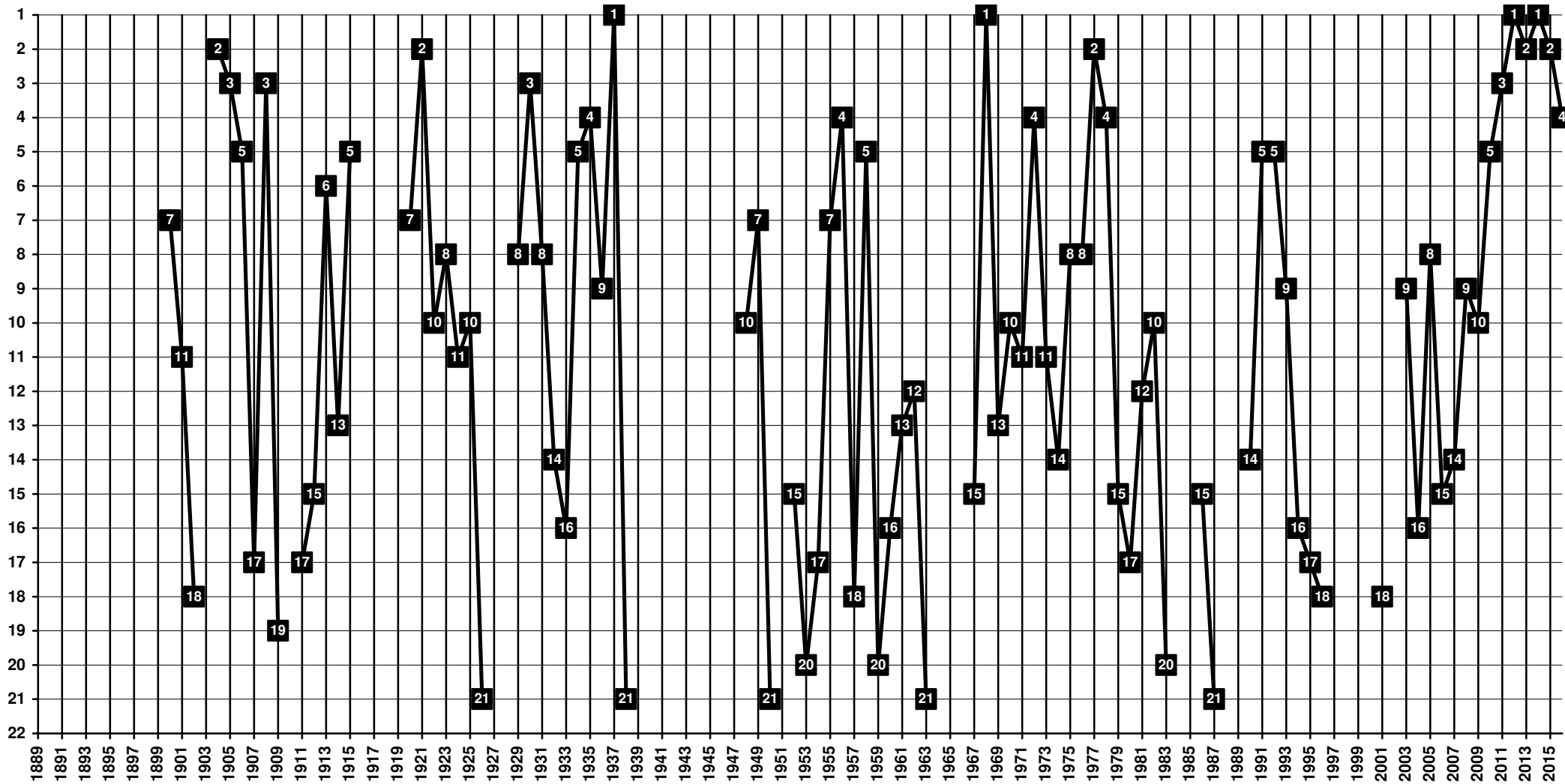
1885 **Luton Town F.C.** [Luton, Bedfordshire]



# England - Tier 1 - Final Table Places



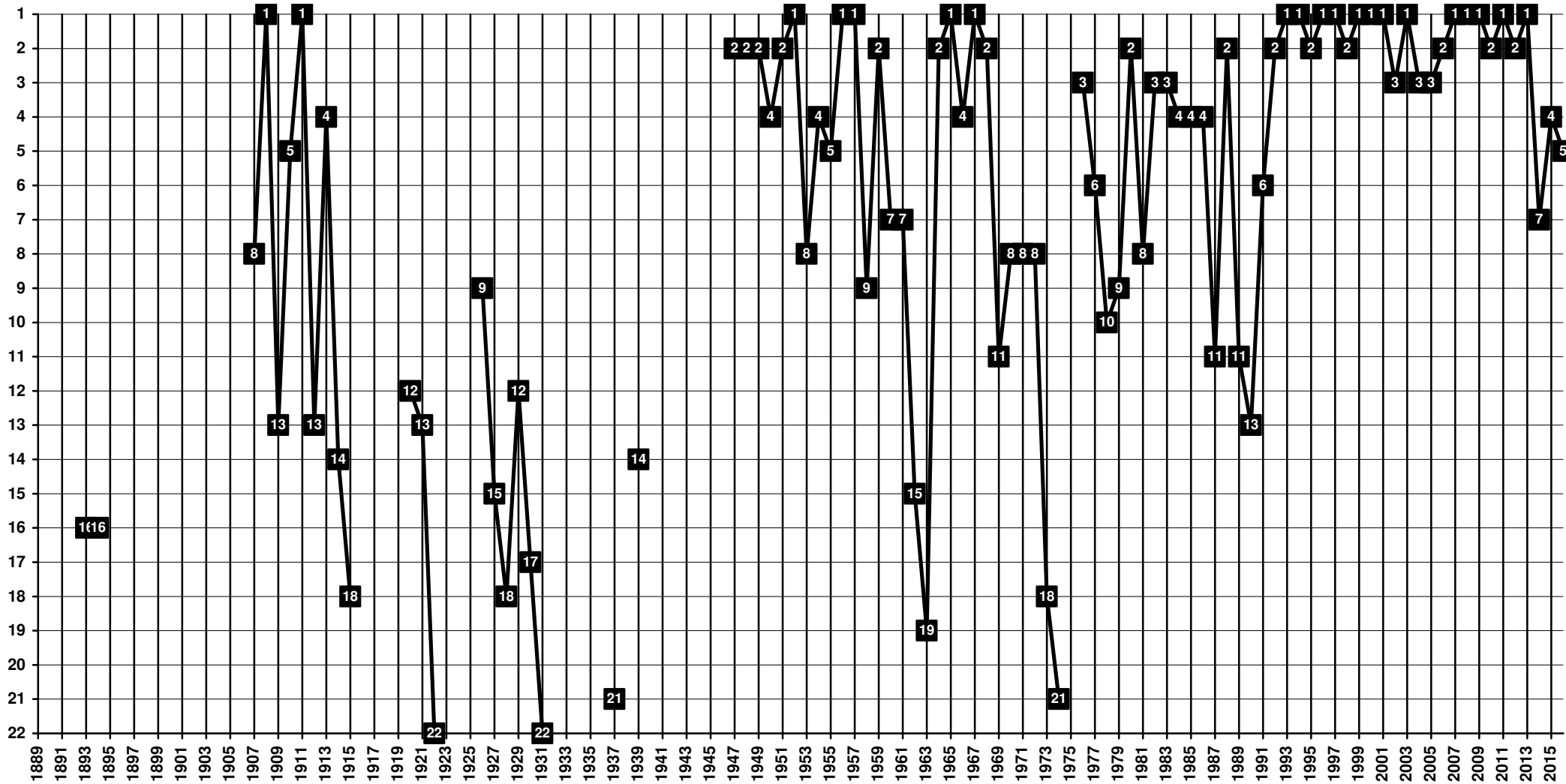
1880 **St. Mark's (West Gorton)** | 1887 **Ardwick A.F.C.** | 1894 **Manchester City F.C.** [Manchester, Greater Manchester]



# England - Tier 1 - Final Table Places



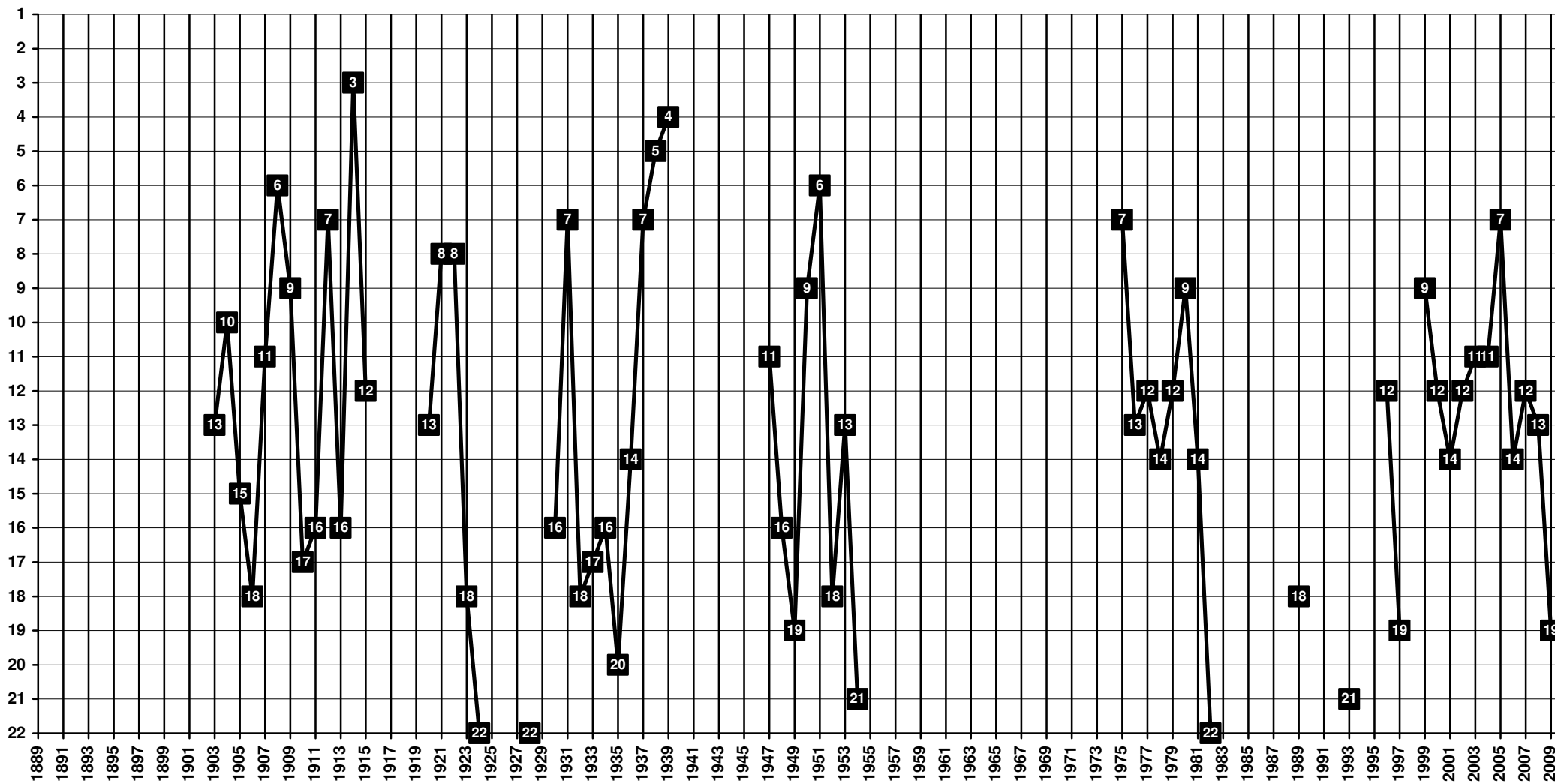
1878 **Newton Heath LYR F.C.** | 1902 **Manchester United F.C.** [Manchester, Greater Manchester]



# England - Tier 1 - Final Table Places



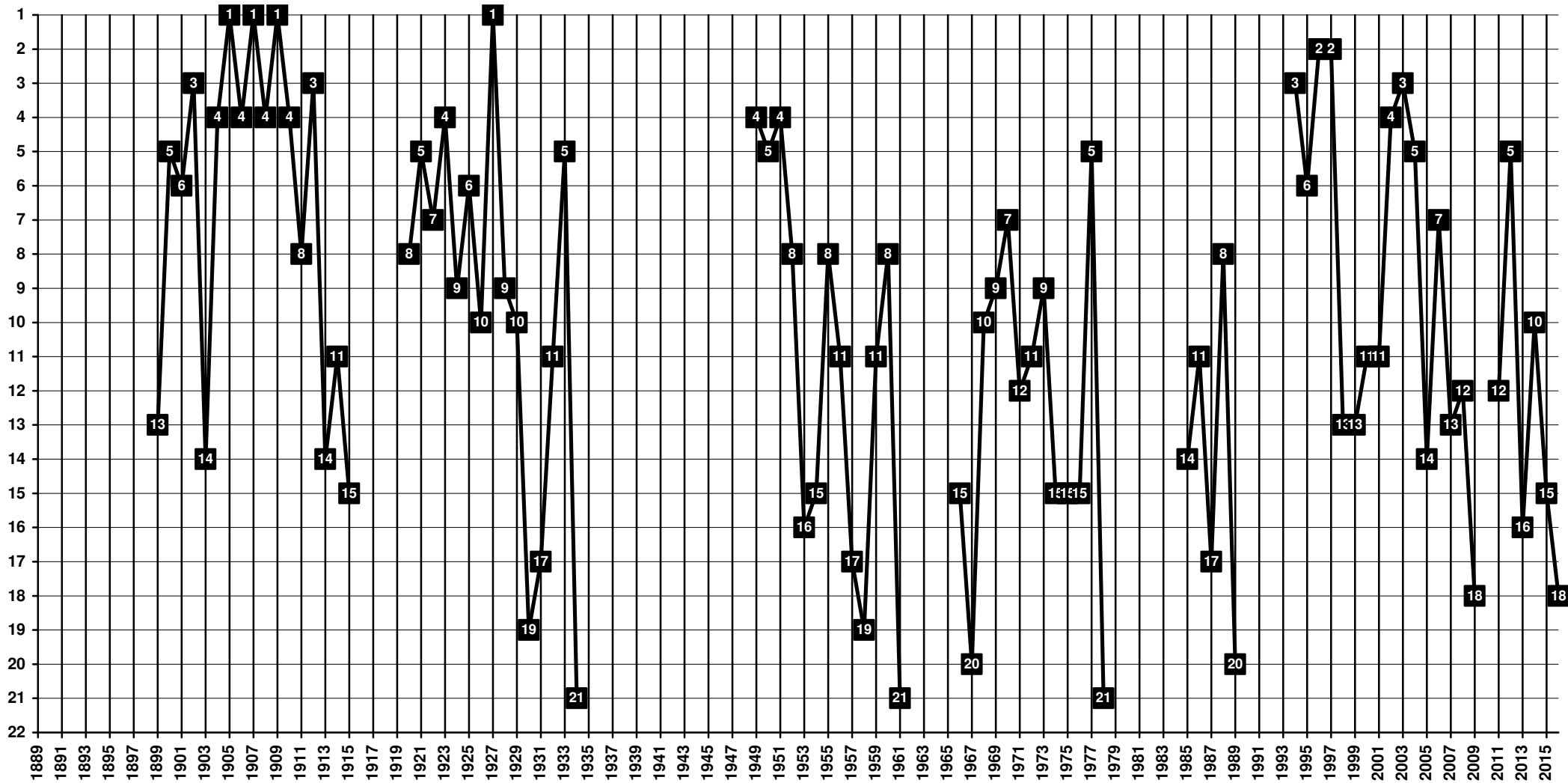
1876 **Middlesbrough F.C.** [Middlesbrough, North Yorkshire]



# England - Tier 1 - Final Table Places



1892 **Newcastle United F.C.** [Newcastle upon Tyne, Tyne and Wear]

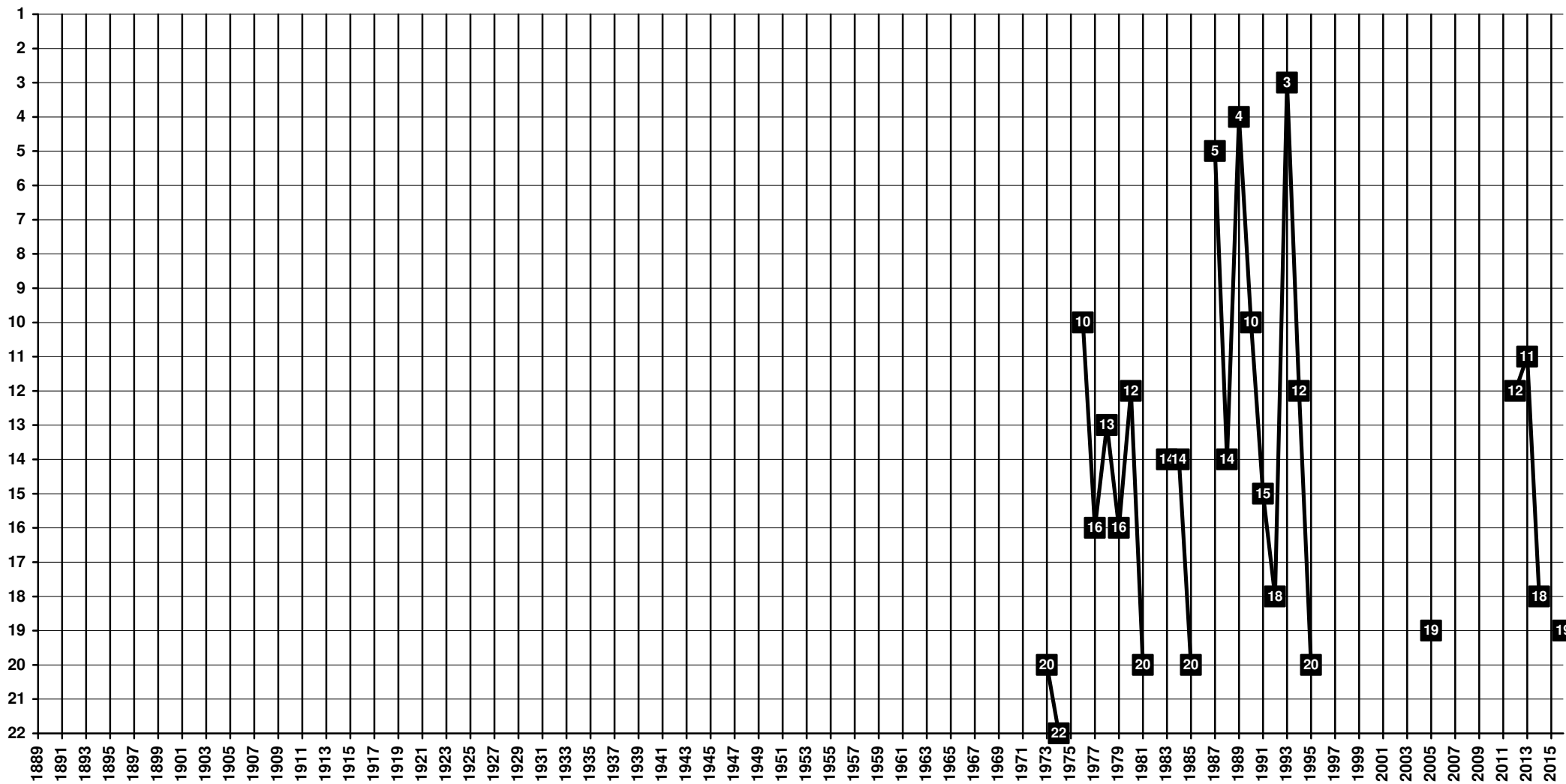




# England - Tier 1 - Final Table Places



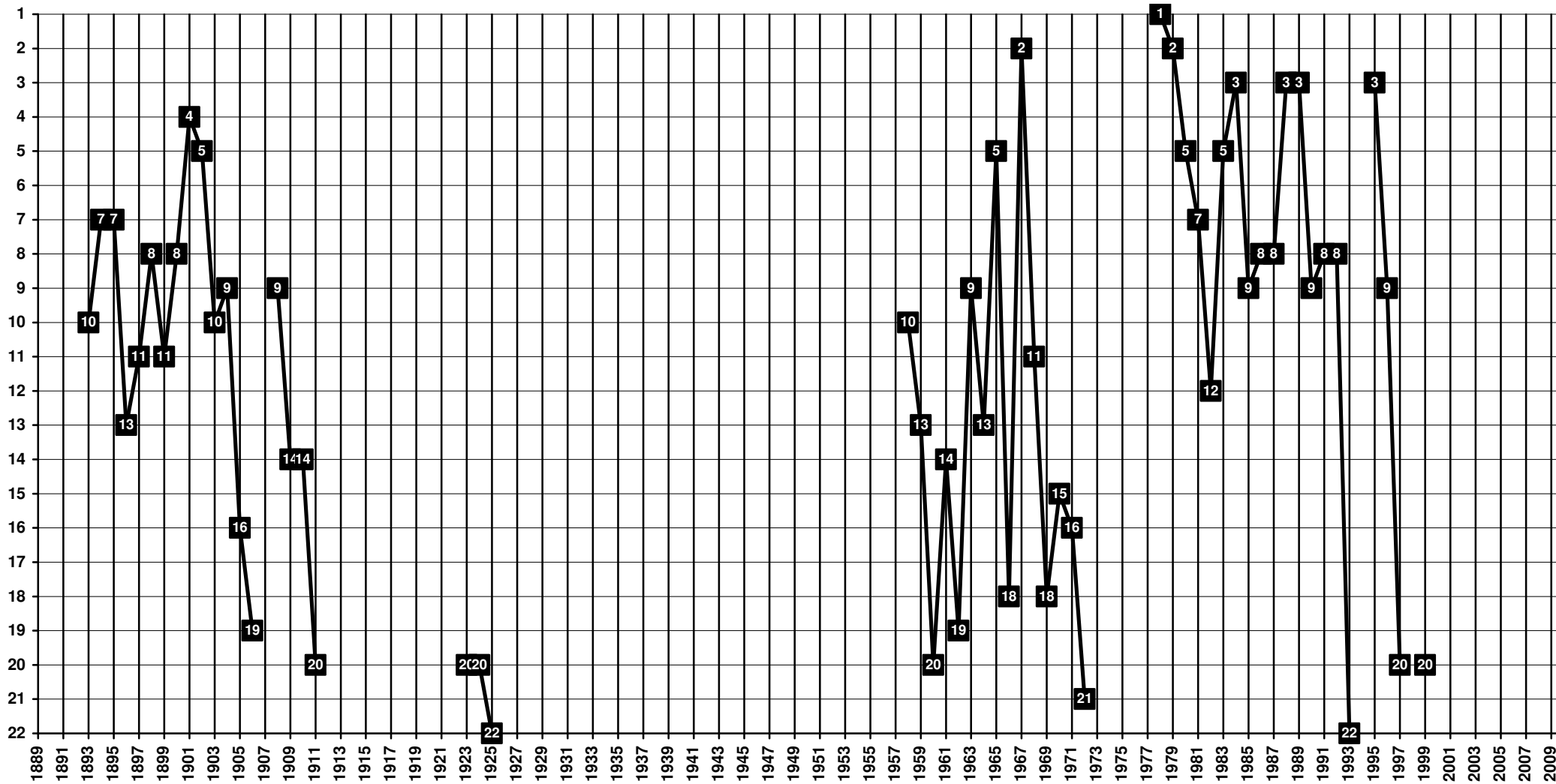
1902 **Norwich City F.C.** [Norwich, Norfolk]



# England - Tier 1 - Final Table Places



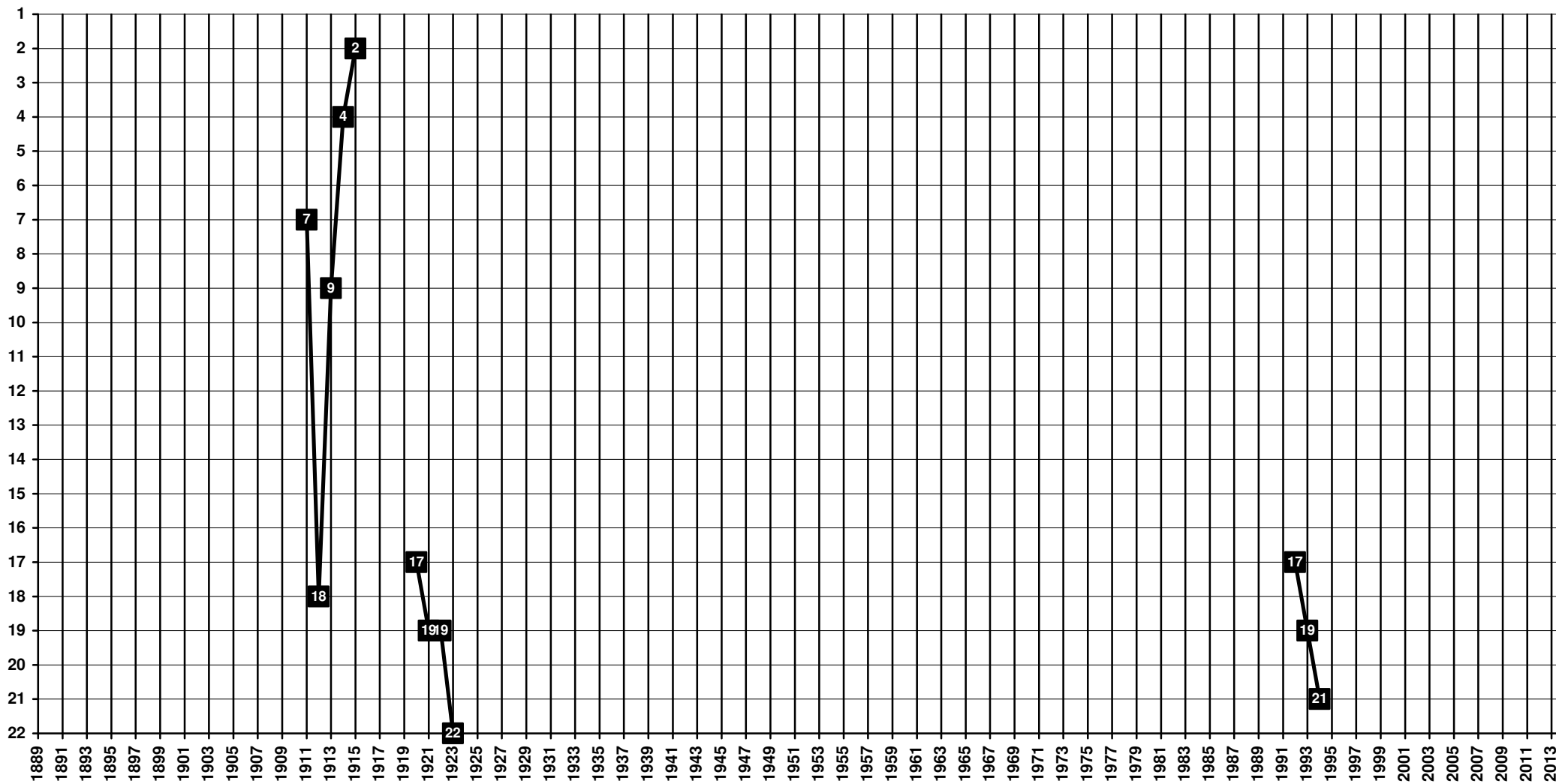
1865 Nottingham Forest F.C. [West Bridgford, Nottinghamshire]



# England - Tier 1 - Final Table Places



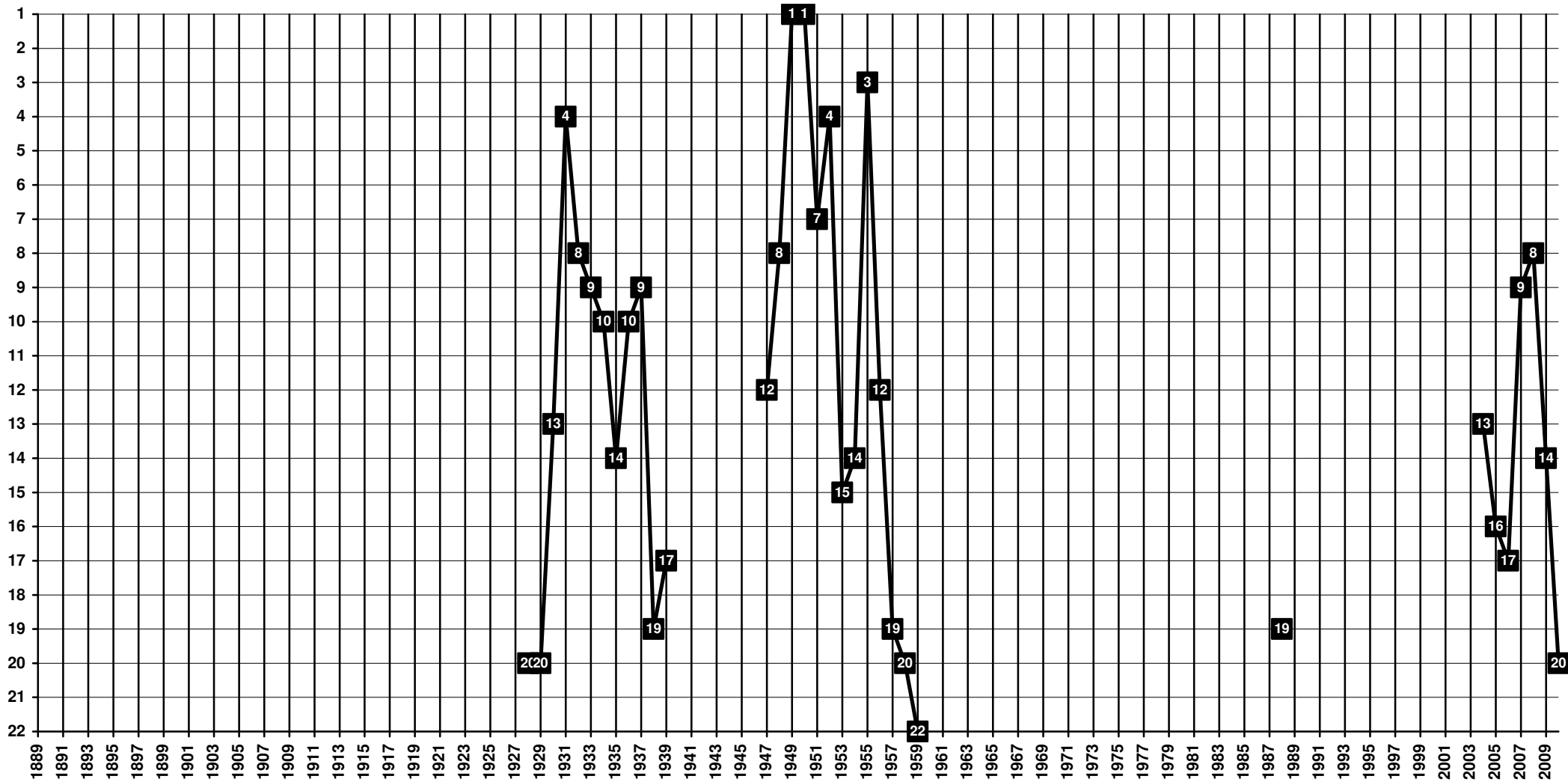
1895 Pine Villa F.C. | 1899 Oldham Athletic A.F.C. [Oldham, Greater Manchester]



# England - Tier 1 - Final Table Places



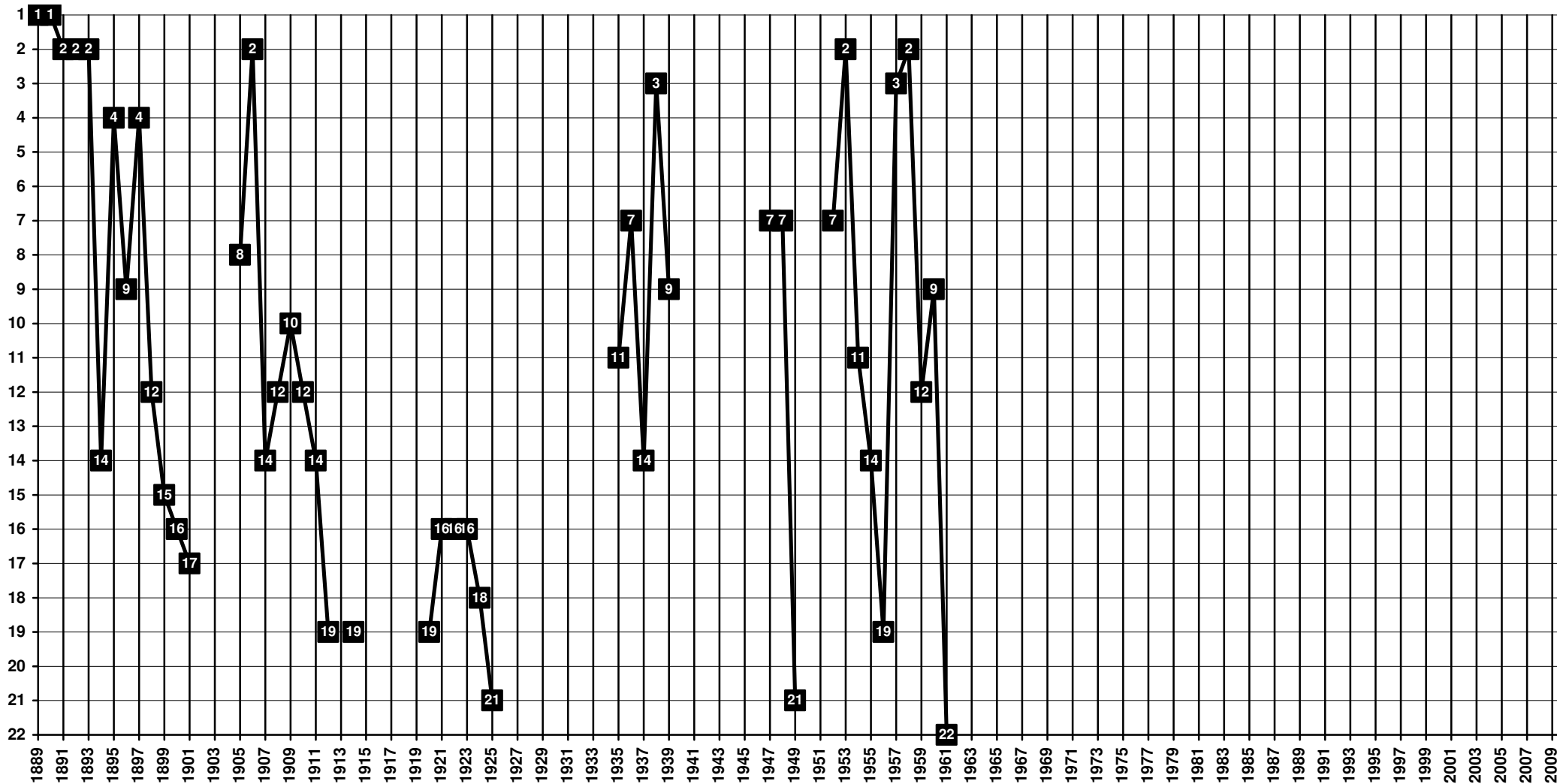
1898 **Portsmouth F.C.** [Portsmouth, Hampshire]



# England - Tier 1 - Final Table Places



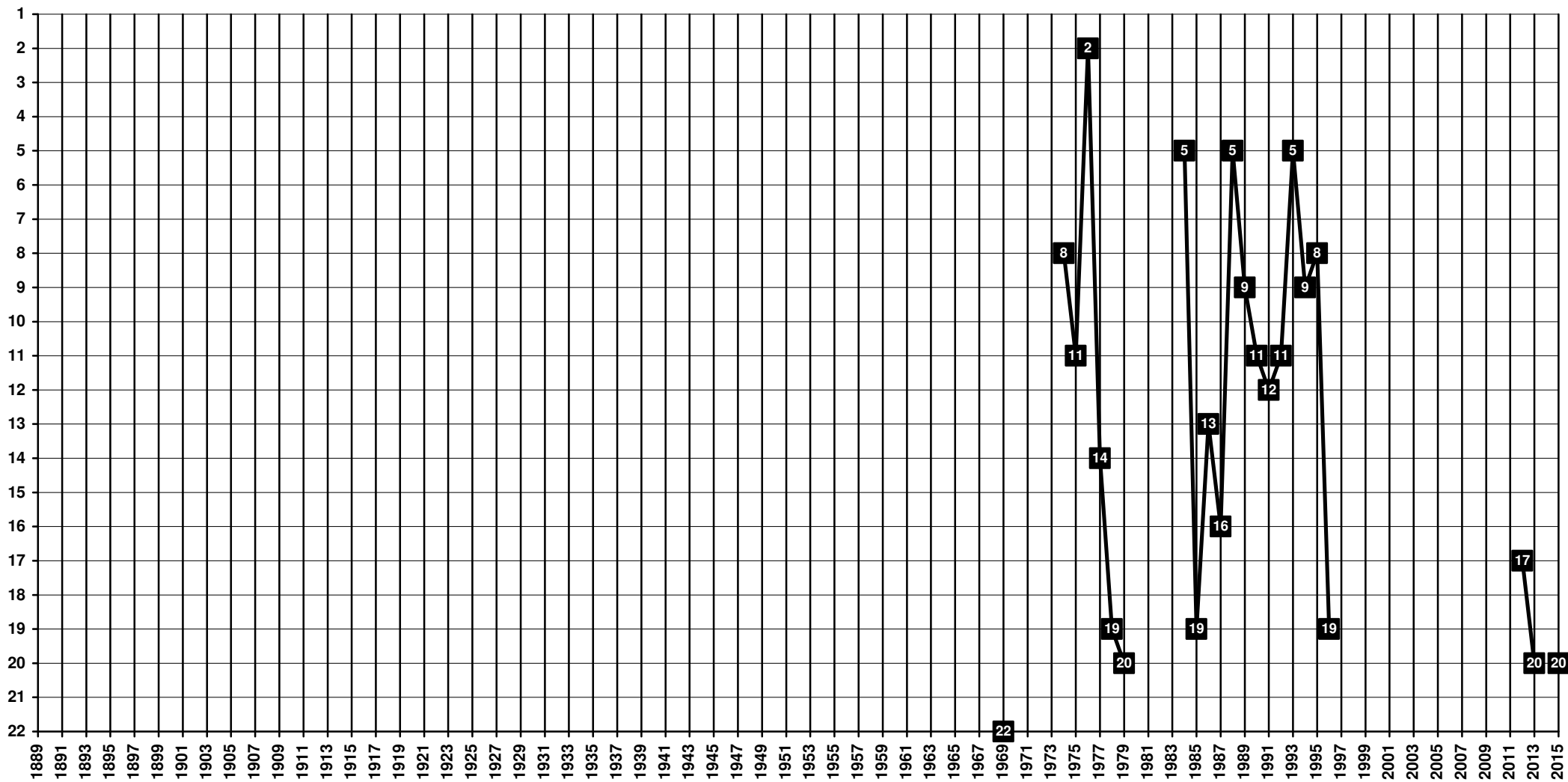
1863 **Preston North End F.C.** [Preston, Lancashire]



# England - Tier 1 - Final Table Places



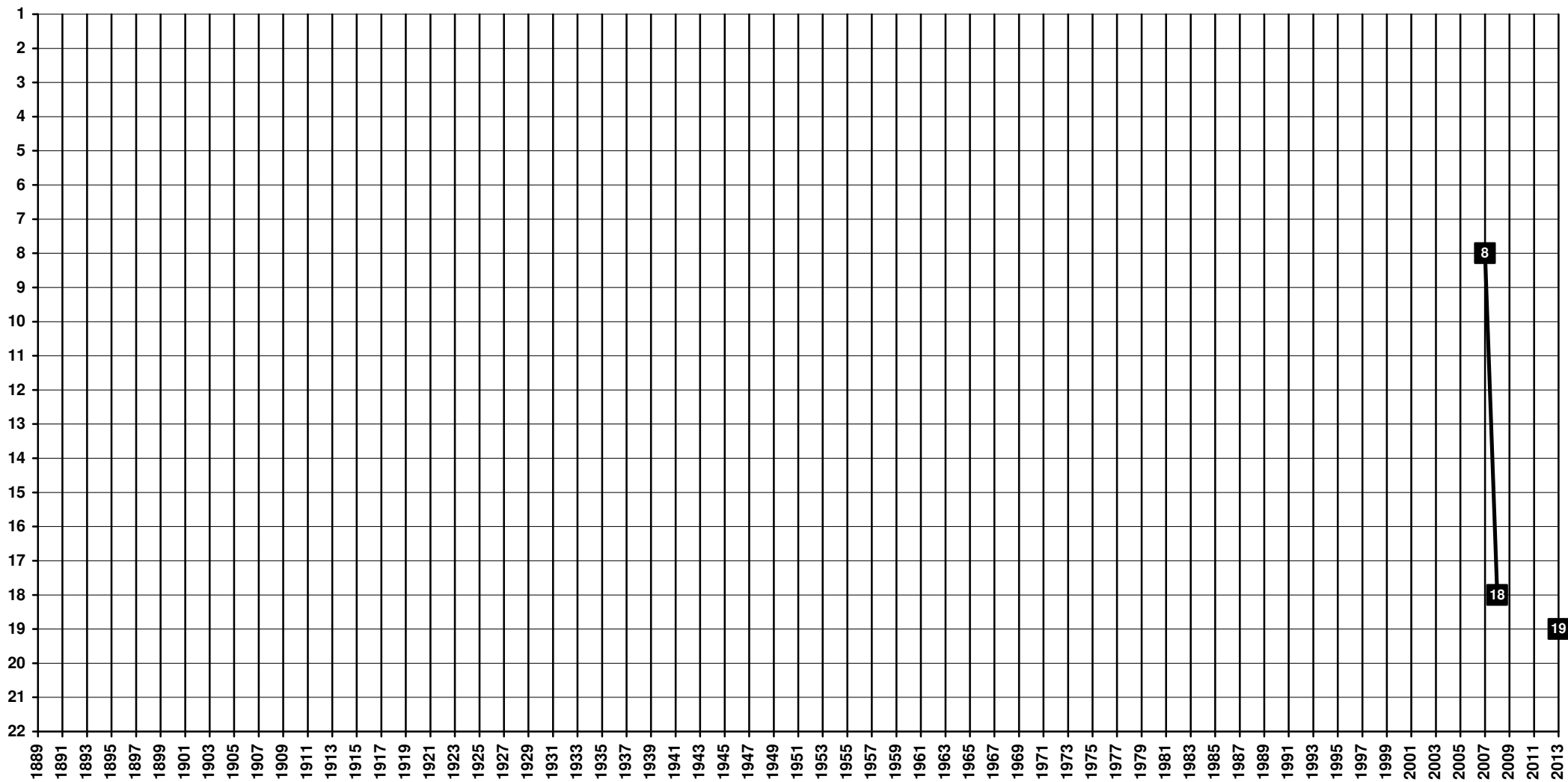
1882 **Queens Park Rangers F.C.** [White City, London Borough of Hammersmith and Fulham]



# England - Tier 1 - Final Table Places



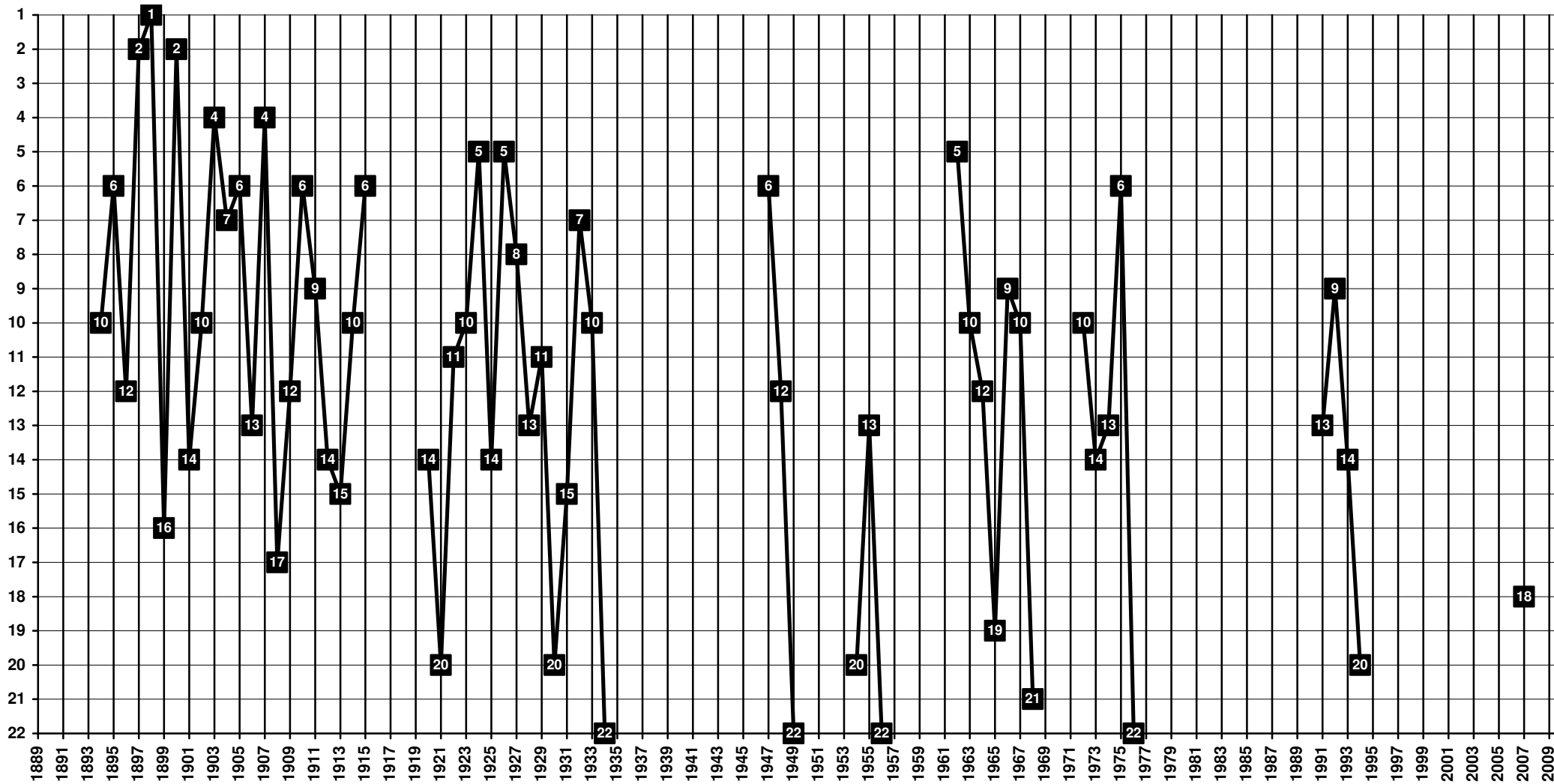
1871 **Reading F.C.** [Reading, Berkshire]



# England - Tier 1 - Final Table Places



1889 Sheffield United F.C. [Sheffield, South Yorkshire]

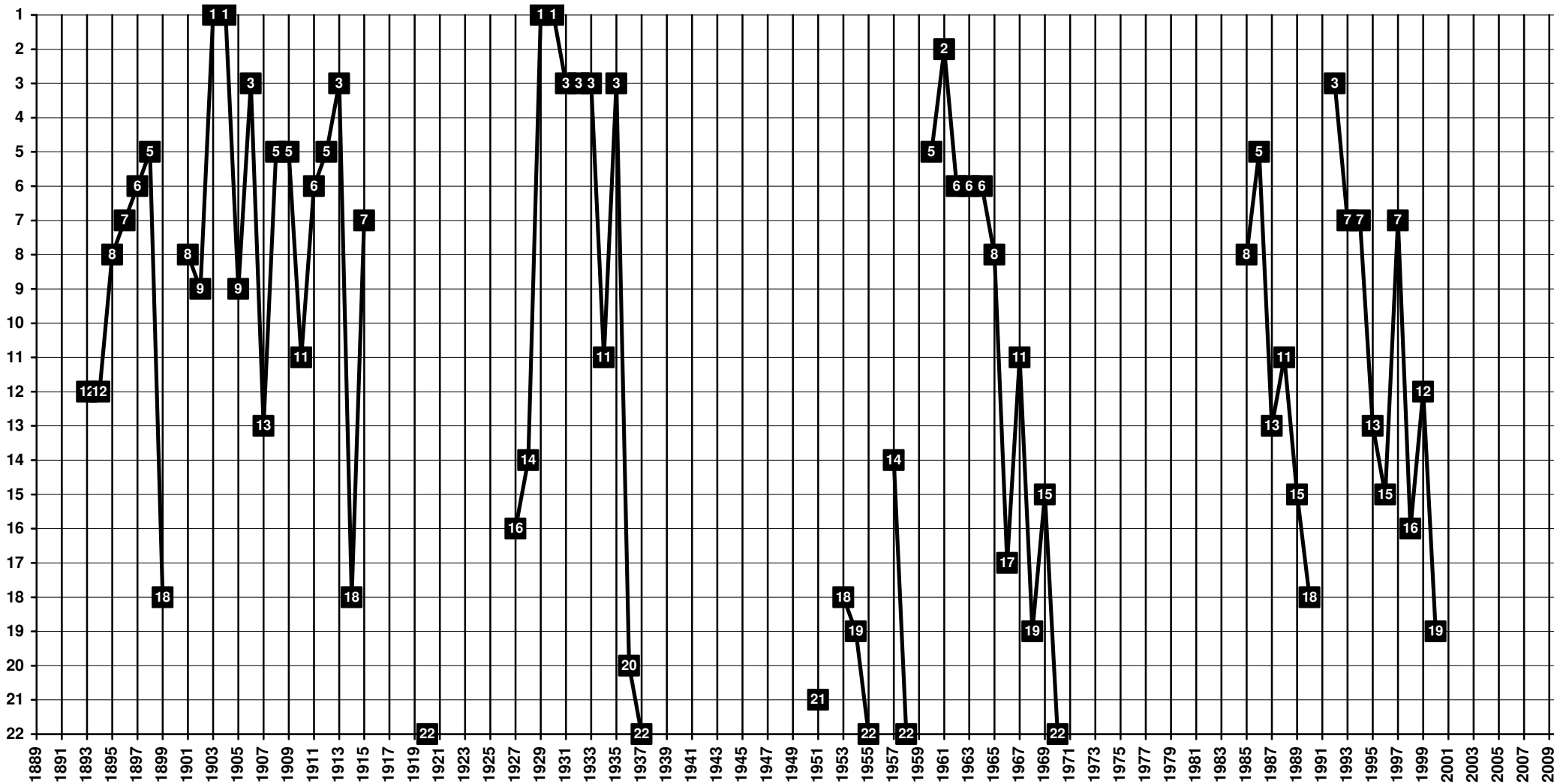




# England - Tier 1 - Final Table Places



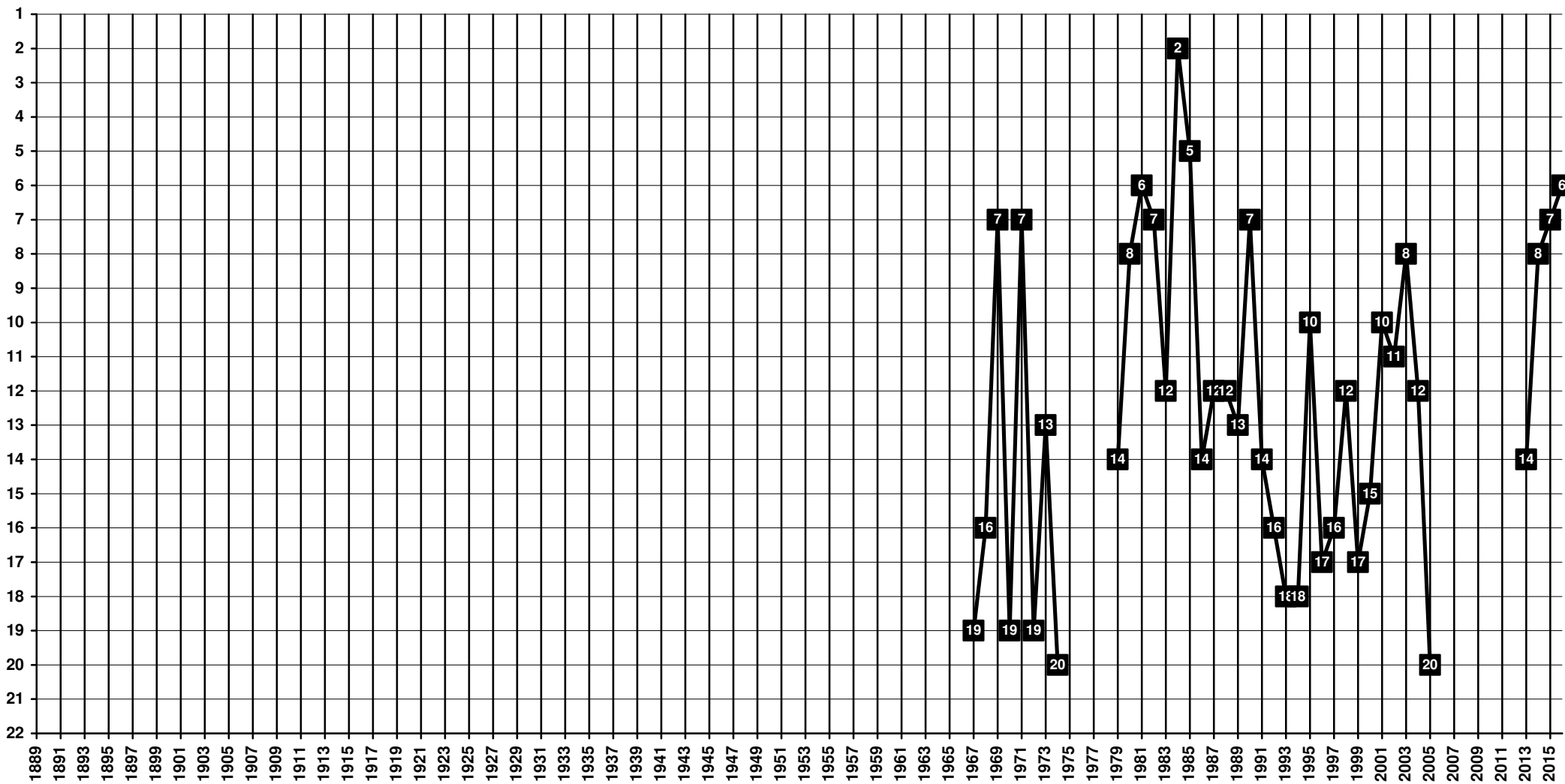
1867 **Sheffield Wednesday F.C.** [Sheffield, South Yorkshire]



# England - Tier 1 - Final Table Places



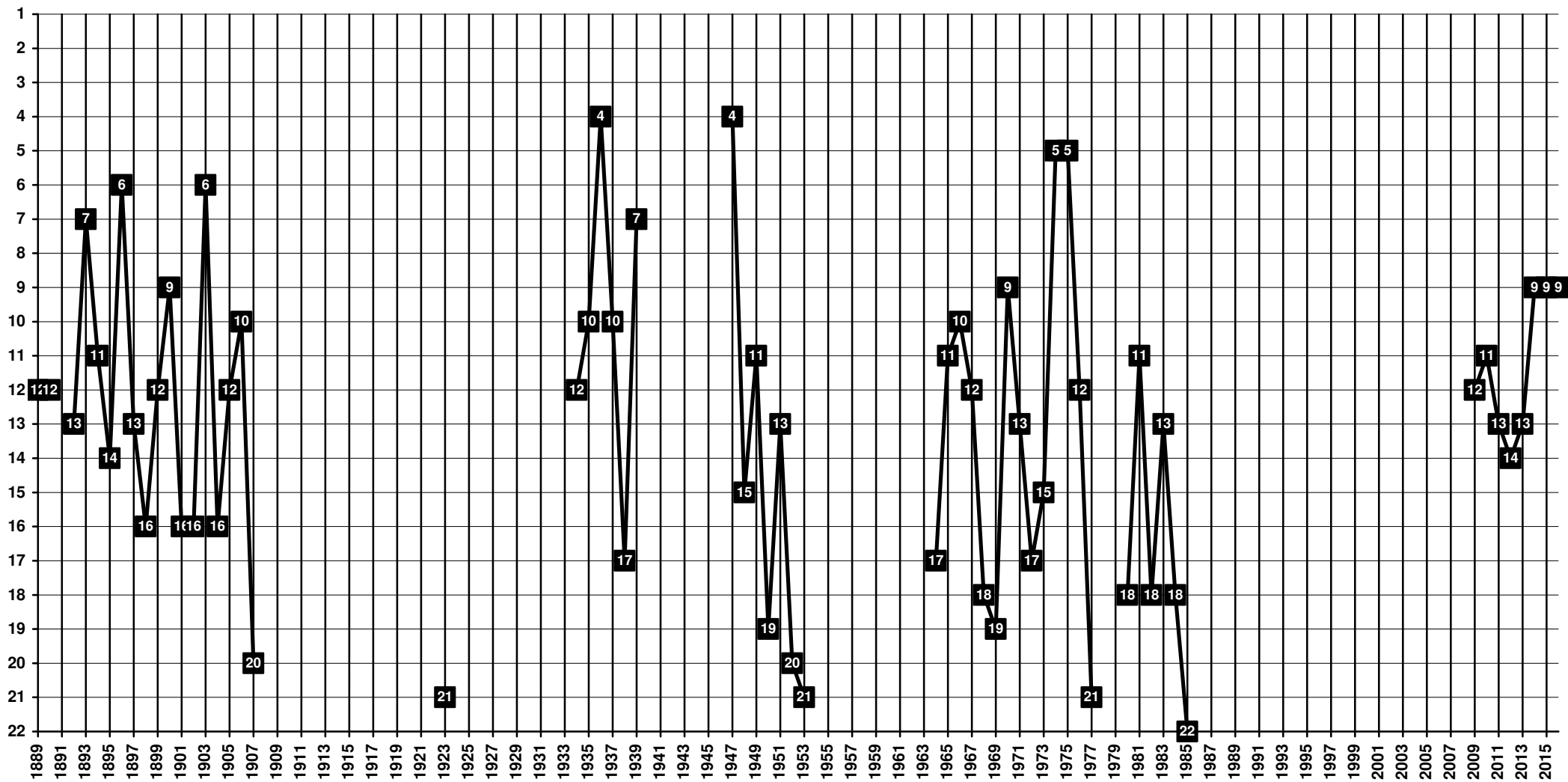
1885 **St. Mary's Y.M.A. F.C.** | 1887 **St. Mary's F.C.** | 1894 **Southampton St. Mary's F.C.** | 1897 **Southampton F.C.** [Southampton, Hampshire]



# England - Tier 1 - Final Table Places



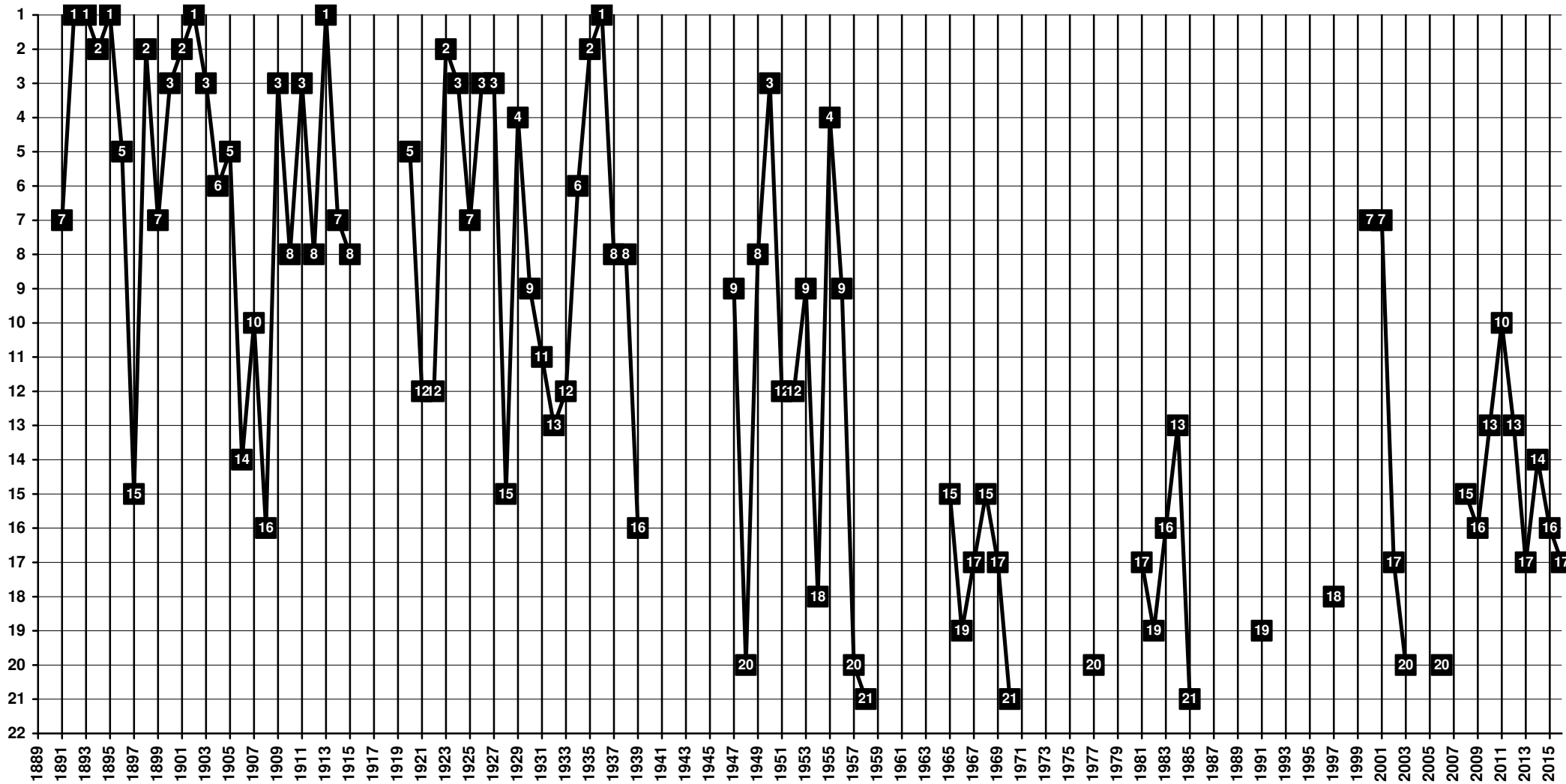
1863 **Stoke Ramblers F.C.** | 1878 **Stoke F.C.** | 1928 **Stoke City F.C.** [Stoke-on-Trent, Staffordshire]



# England - Tier 1 - Final Table Places



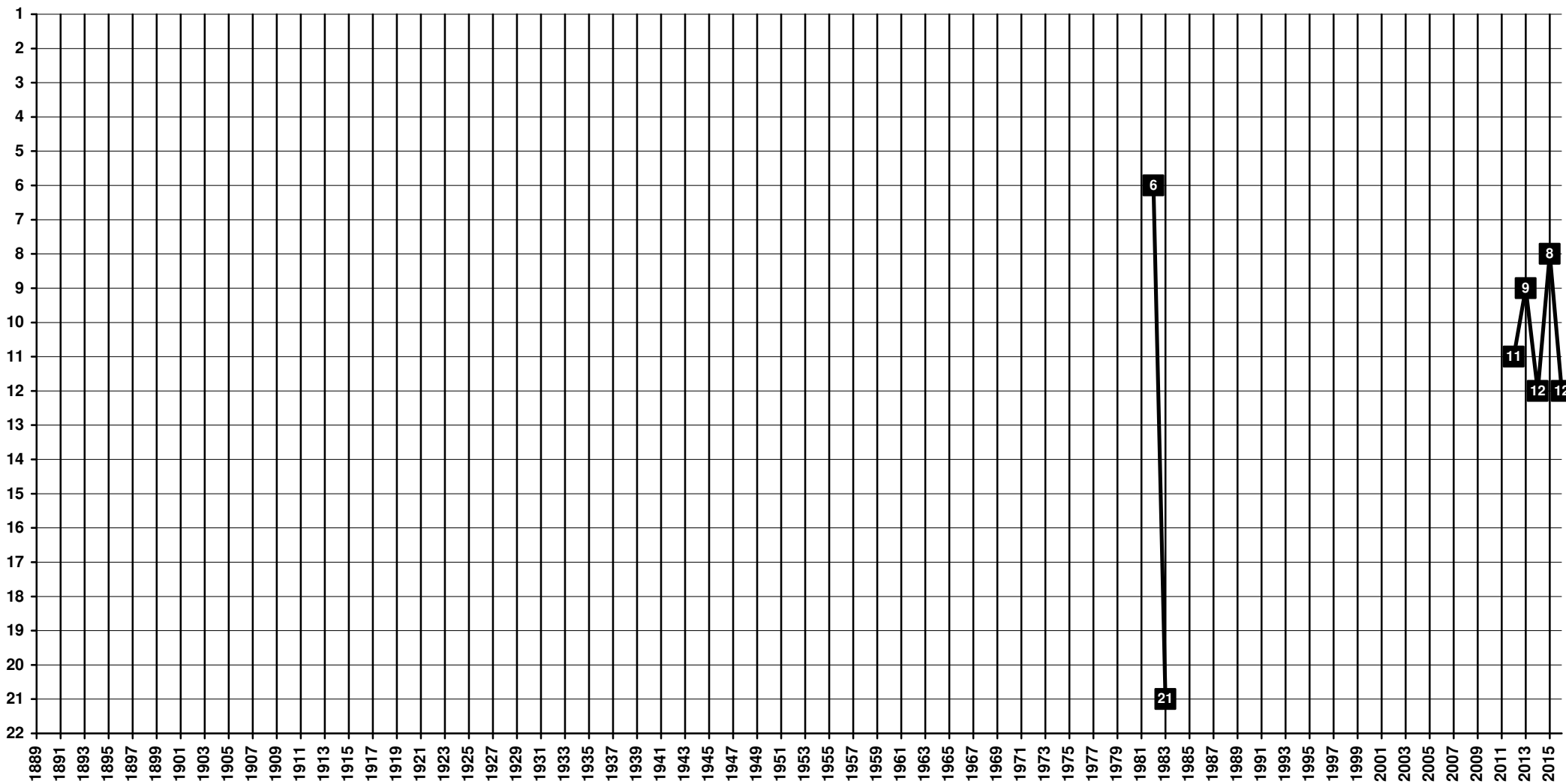
1879 **Sunderland and District Teachers A.F.C.** | 1881 **Sunderland A.F.C.** [Sunderland, Tyne and Wear]



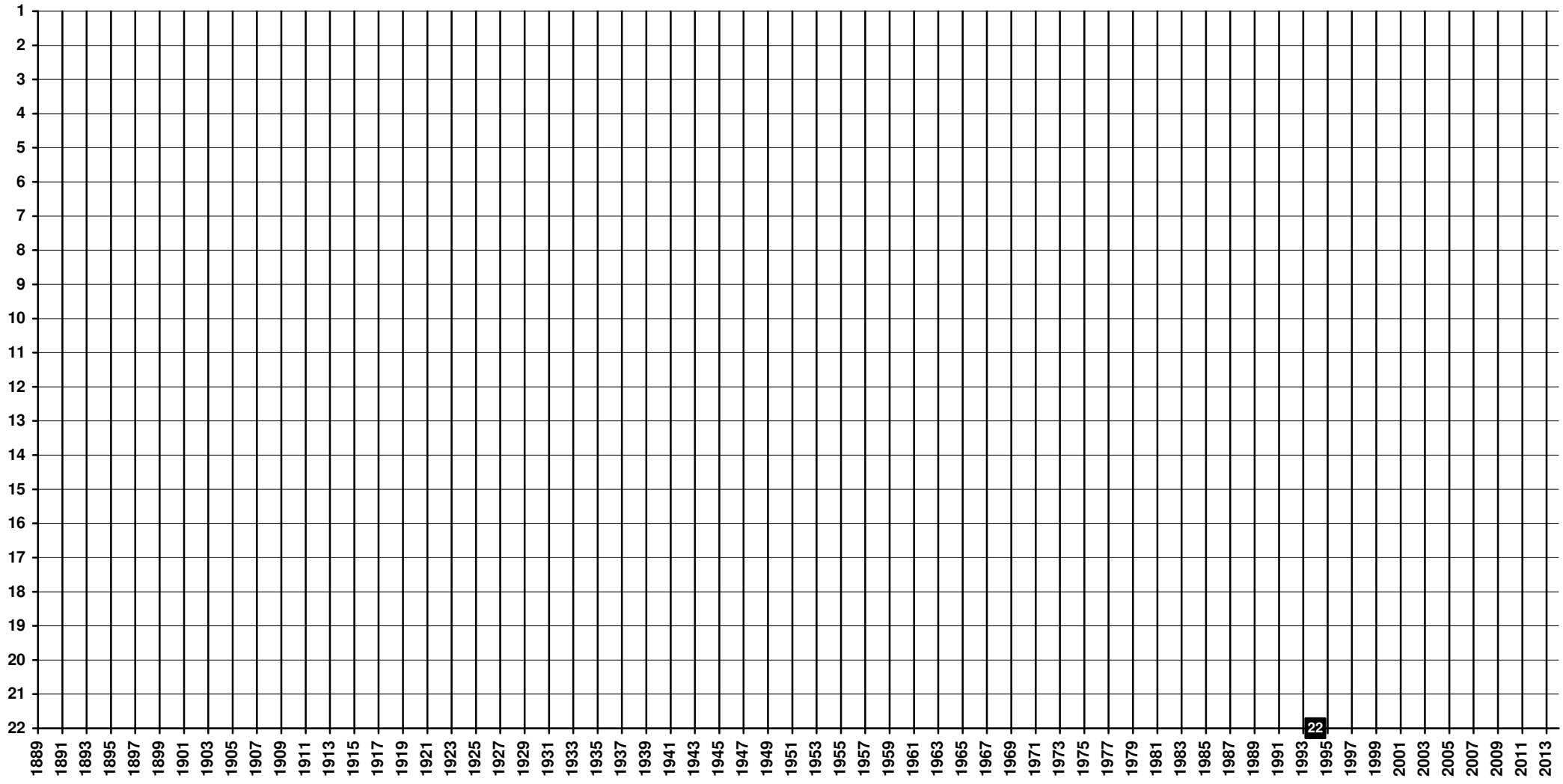
# England - Tier 1 - Final Table Places



1912 Swansea Town A.F.C. | 1969 Swansea City A.F.C. [Swansea, Wales]



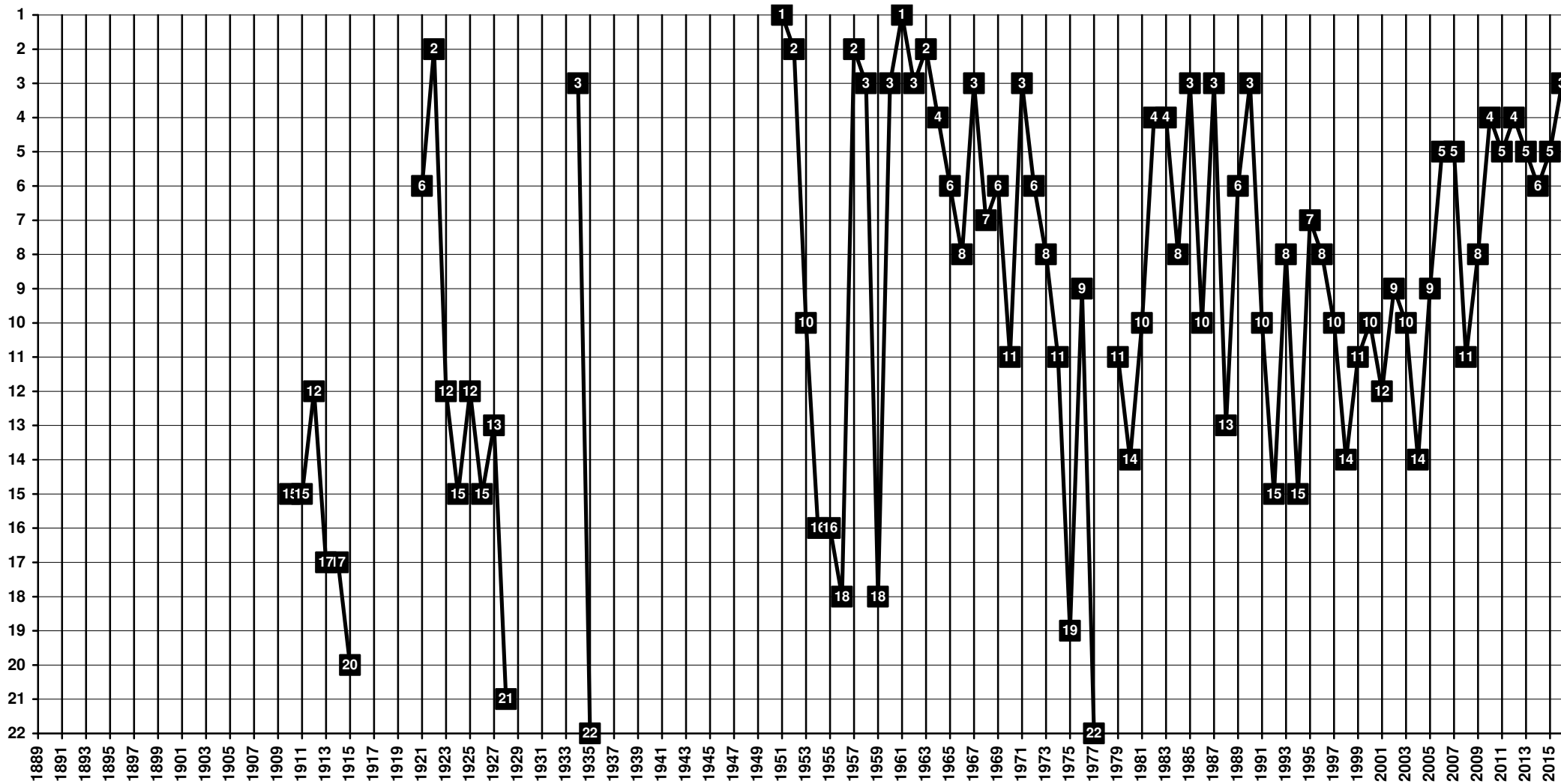
# England - Tier 1 - Final Table Places



# England - Tier 1 - Final Table Places



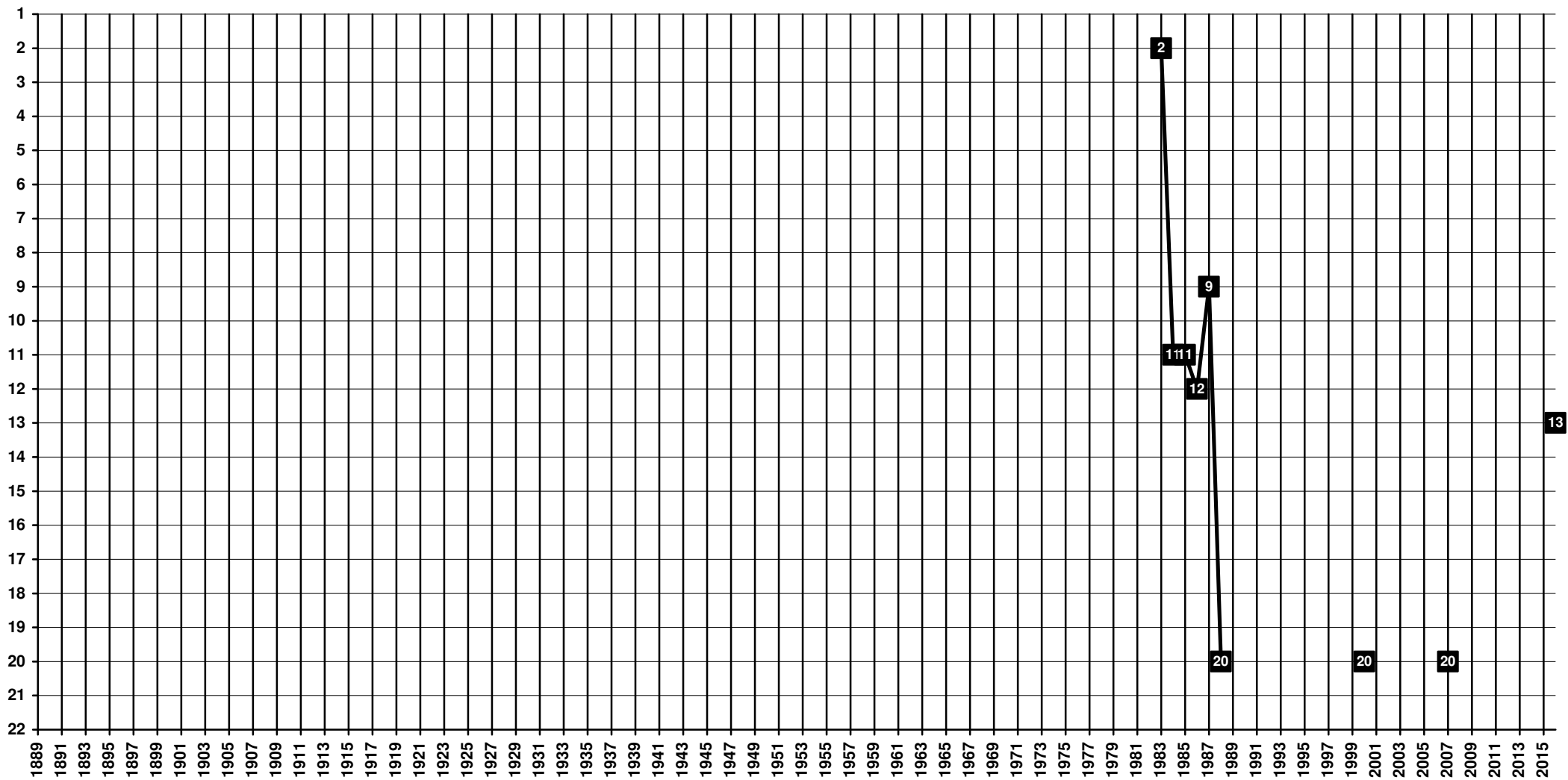
1882 **Hotspur F.C.** | 1884 **Tottenham Hotspur F.C.** [Tottenham, London Borough of Haringey]



# England - Tier 1 - Final Table Places



1881 **Watford Rovers F.C.** | 1893 **West Hertfordshire F.C.** | 1898 (merged with Watford St Mary's) **Watford F.C.** [Watford, Hertfordshire]

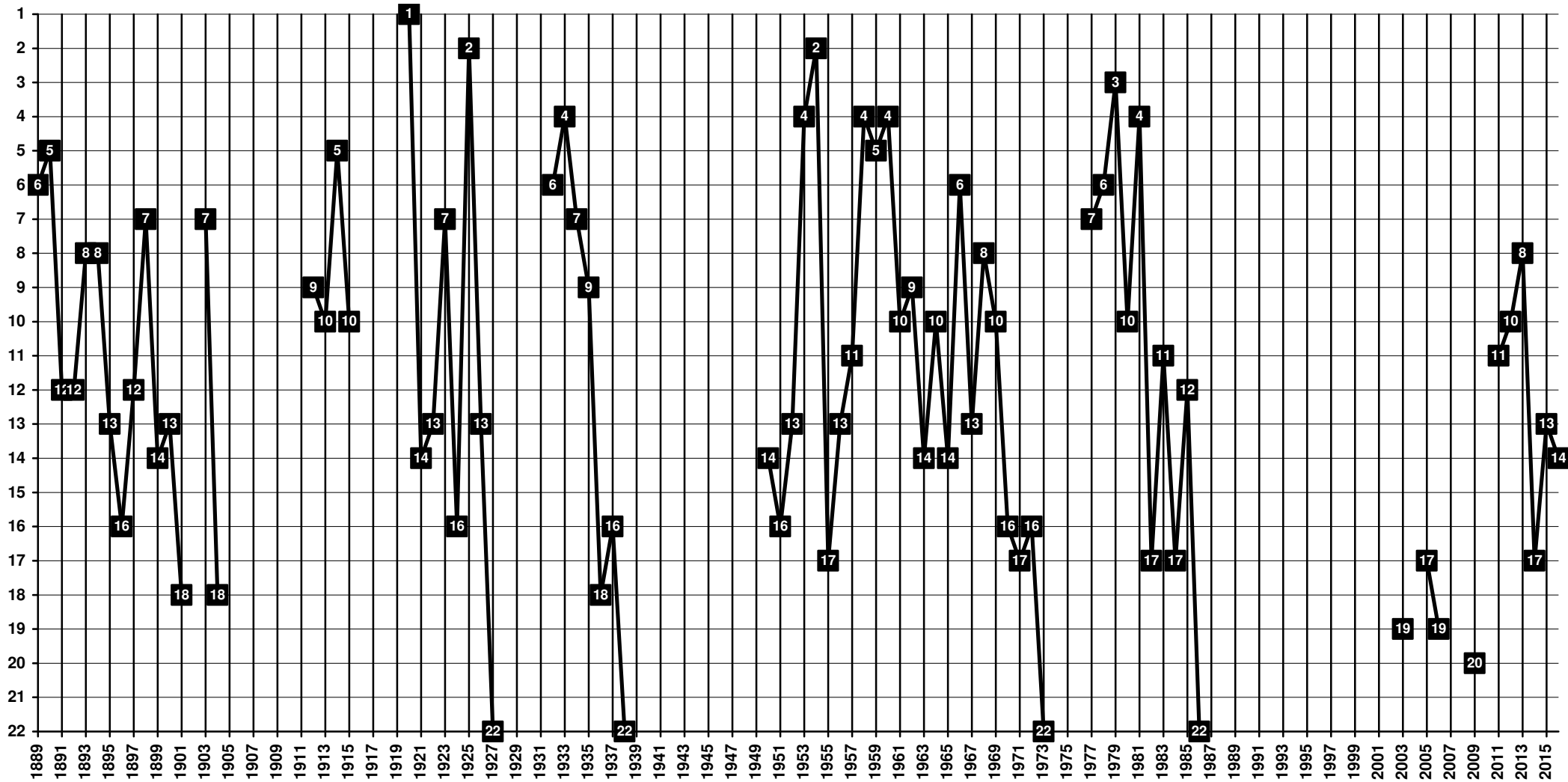




# England - Tier 1 - Final Table Places



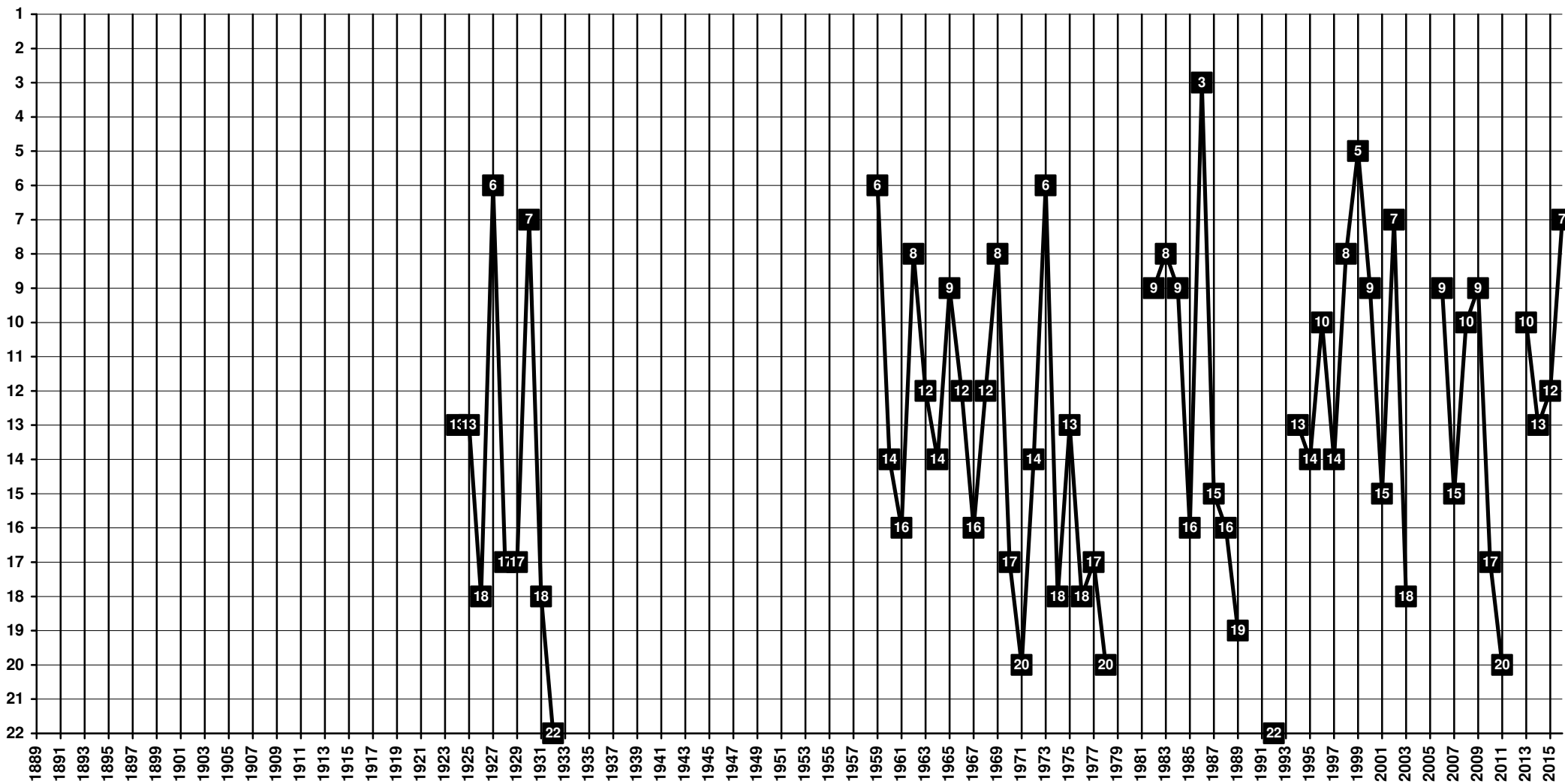
1878 **West Bromwich Strollers** | 1880 **West Bromwich Albion F.C.** [West Bromwich, West Midlands]



# England - Tier 1 - Final Table Places



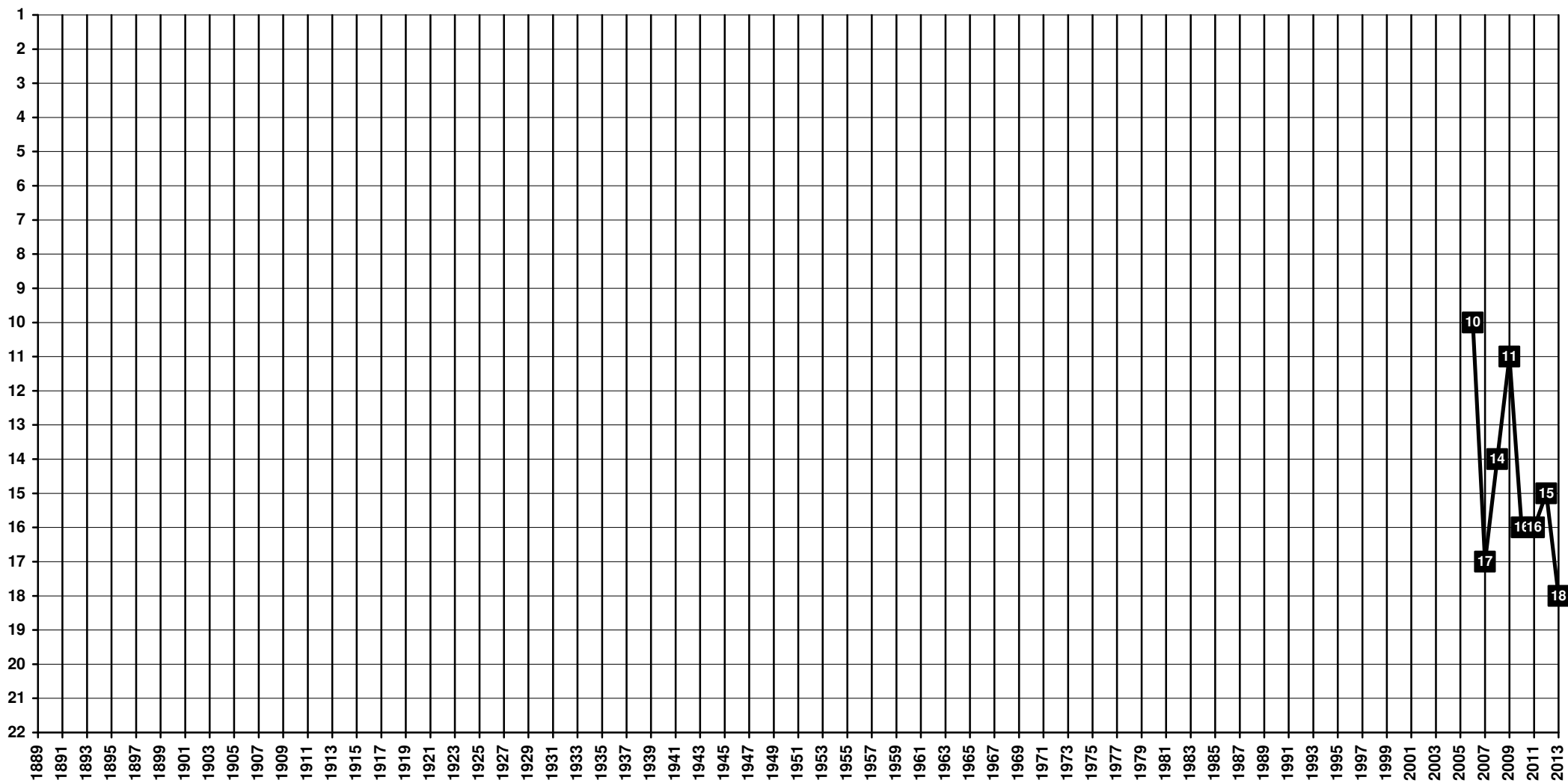
1895 Thames Ironworks F.C. | 1900 West Ham United F.C. [London Borough of Newham]



# England - Tier 1 - Final Table Places



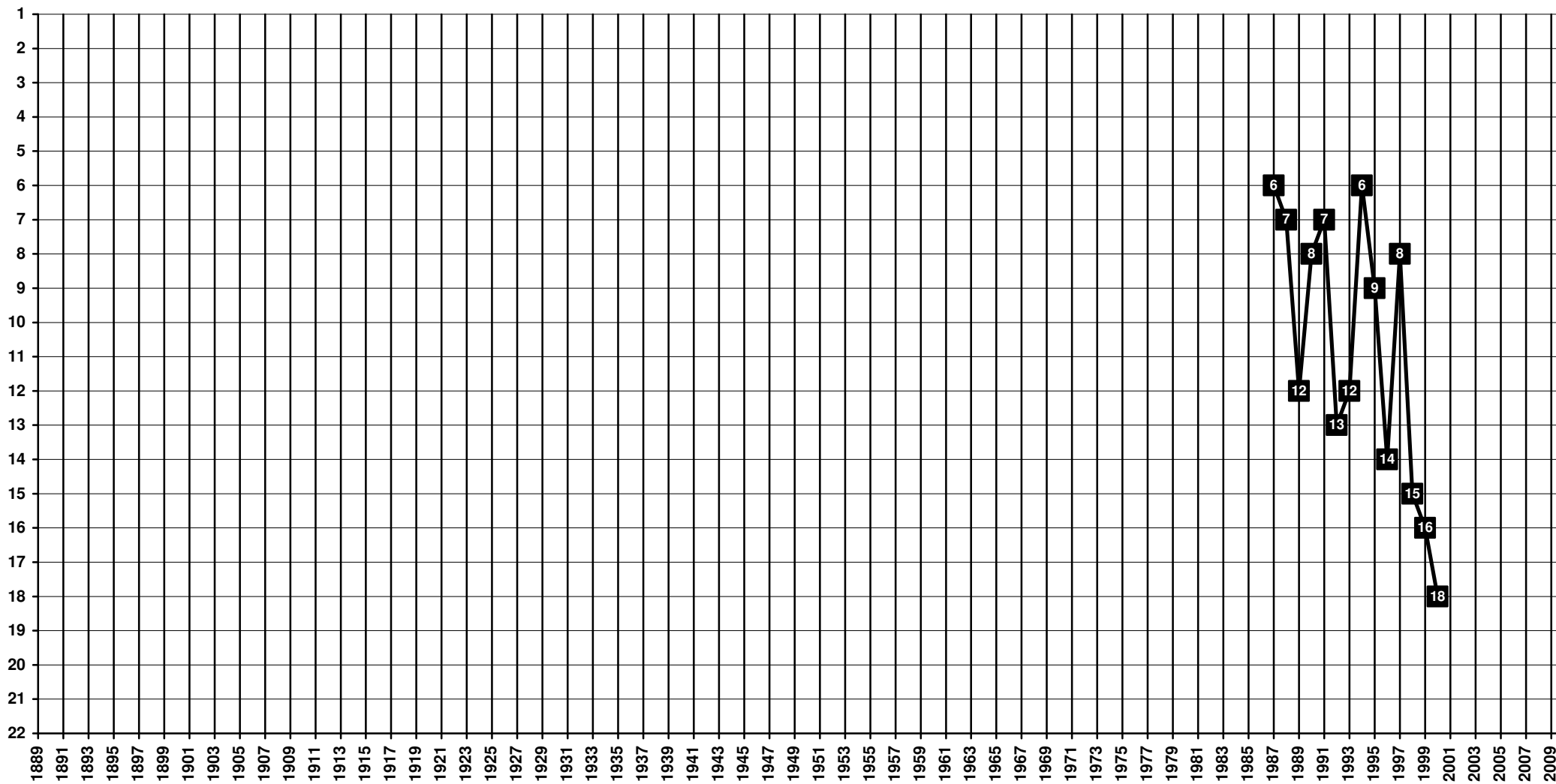
1932 **Wigan Athletic F.C.** [Wigan, Greater Manchester]



# England - Tier 1 - Final Table Places



1889-2004 **Wimbledon F.C.** [Wimbledon, London Borough of Merton]



# England - Tier 1 - Final Table Places



1877 **St. Luke's** | 1879 **Wolverhampton Wanderers F.C.** [Wolverhampton, West Midlands]

